




INTERNATIONAL APPLICATION PUBLISHED UNDER THE PATENT COOPERATION TREATY (PCT)

BEST AVAILABLE COPY

(51) International Patent Classification ⁶ : G09G 5/00, 5/22, 5/26, G09B 17/00, 5/00	A1	(11) International Publication Number: WO 97/22101
		(43) International Publication Date: 19 June 1997 (19.06.97)
<p>(21) International Application Number: PCT/US96/19609</p> <p>(22) International Filing Date: 11 December 1996 (11.12.96)</p> <p>(30) Priority Data: 08/572,407 14 December 1995 (14.12.95) US</p> <p>(71) Applicant: MOTOROLA INC. [US/US]; 1303 East Algonquin Road, Schaumburg, IL 60196 (US).</p> <p>(72) Inventors: HUFFMAN, James; 4 Stegner Lane, Austin, TX 78746 (US). COLLINS, Russell, L.; 11705 Onion Hollow Run, Austin, TX 78739 (US).</p> <p>(74) Agents: INGRASSIA, Vincent, B. et al.; Motorola Inc., Intellectual Property Dept., P.O. Box 10219, Scottsdale, AZ 85271-0219 (US).</p>	<p>(81) Designated States: AM, AT, AU, BB, BG, BR, BY, CA, CH, CN, CU, CZ, DE, DK, EE, ES, FI, GB, GE, HU, IL, IS, JP, KE, KG, KP, KR, KZ, LK, LR, LT, LU, LV, MD, MG, MN, MW, MX, NO, NZ, PL, PT, RO, RU, SD, SE, SG, SI, SK, TJ, TM, TT, UA, UG, UZ, VN, European patent (AT, BE, CH, DE, DK, ES, FI, FR, GB, GR, IE, IT, LU, MC, NL, PT, SE).</p> <p>Published <i>With international search report. Before the expiration of the time limit for amending the claims and to be republished in the event of the receipt of amendments.</i></p>	

(54) Title: ELECTRONIC BOOK AND METHOD OF SELECTING A PRIMARY FONT AND A PRIMARY SIZE FOR DISPLAYING TEXT THEREWITH



(57) Abstract

A method of selecting a primary font and a primary size for displaying text in an electronic book (118) having a book-shaped housing (100) includes displaying a plurality of words (250) using a corresponding plurality of combinations of a plurality of fonts and a plurality of sizes. A user-initiated event (212) is received in which one word of the plurality of words (250) is selected. The primary font is updated to a font with which the one word is displayed, and the primary size is updated to a size in which the one word is displayed.

FOR THE PURPOSES OF INFORMATION ONLY

Codes used to identify States party to the PCT on the front pages of pamphlets publishing international applications under the PCT.

AM	Armenia	GB	United Kingdom	MW	Malawi
AT	Austria	GE	Georgia	MX	Mexico
AU	Australia	GN	Guinea	NE	Niger
BB	Barbados	GR	Greece	NI	Netherlands
BF	Belgium	HU	Hungary	NO	Norway
BF	Burkina Faso	IE	Ireland	NZ	New Zealand
BG	Bulgaria	IT	Italy	PL	Poland
BJ	Benin	JP	Japan	PT	Portugal
BR	Brazil	KE	Kenya	RO	Romania
BY	Belarus	KG	Kyrgyzstan	RU	Russian Federation
CA	Canada	KP	Democratic People's Republic of Korea	SD	Sudan
CF	Central African Republic	KR	Republic of Korea	SE	Sweden
CG	Congo	KZ	Kazakhstan	SG	Singapore
CH	Switzerland	LI	Liechtenstein	SI	Slovenia
CI	Côte d'Ivoire	LT	Lithuania	SK	Slovakia
CM	Cameroon	LK	Sri Lanka	SN	Senegal
CN	China	LR	Liberia	SZ	Swaziland
CS	Czechoslovakia	LT	Lithuania	TD	Chad
CZ	Czech Republic	LU	Luxembourg	TG	Togo
DE	Germany	LV	Latvia	TJ	Tajikistan
DK	Denmark	MC	Monaco	TT	Trinidad and Tobago
EE	Estonia	MD	Republic of Moldova	UA	Ukraine
ES	Spain	MG	Madagascar	UG	Uganda
FI	Finland	ML	Mali	US	United States of America
FR	France	MN	Mongolia	UZ	Uzbekistan
GA	Gabon	MR	Mauritania	VN	Viet Nam

0 ELECTRONIC BOOK AND METHOD OF SELECTING A PRIMARY FONT AND
A PRIMARY SIZE FOR DISPLAYING TEXT THEREWITH

Related Invention

5 The present invention is related to the following
invention which is assigned to the same assignee as the
present invention:

"System and Method for Limiting Access to a Book
Card", having Serial No. 08/572,346, filed December 14,
10 1995.

"Apparatus and Method for Storing and Presenting
Text", having Serial No. 08/572,451, filed December 14,
1995.

"Method and Electronic Book for Creating a Plurality
15 of Versions of a Book", having Serial No. 08/572,485,
filed December 14, 1995.

"Electronic Book Diary and Method For Use Therefore",
having Serial No. 08/572,602, filed December 14, 1995.

"Method and Device for Inhibiting the Operation of an
20 Electronic Device During Take-Off and Landing of an
Aircraft", having Serial No. 08/572,603, filed December
14, 1995.

"System for Inhibiting the Operation of an Electronic
Device During Take-Off and Landing of an Aircraft", having
25 Serial No. 08/572,484, filed December 14, 1995.

"Method for Abridging Text", having Serial No.
08/572,834, filed December 14, 1995.

"A Method of Substituting Names in an Electronic
Book", having Serial No. 08/572,480, filed December 14,
30 1995.

"System and Method of Authoring Tools for an
Electronic Book", having Serial No. 08/572,358, filed
December 14, 1995.

"System and Method for an Automatic Library for a
35 Plurality of Book Cards", having Serial No. 08/572,482,
filed December 14, 1995.

- 0 "Electronic Book and Graphical User Interface for
Selecting a Book to Read Therewith", having Serial No.
08/572,406, filed December 14, 1995.
- "Electronic Book and Graphical User Interface to
Provide Control Thereof", having Serial No. 08/572,403,
5 filed December 14, 1995.
- "Electronic Book and Method of Storing at Least One
Book in an Internal Machine-Readable Storage Medium",
having Serial No. 08/572,593, filed December 14, 1995.
- "Electronic Book and Method of Annotation Therefor",
10 having Serial No. 08/572,367, filed December 14, 1995.
- "Electronic Book and a Method of Displaying a
Relative Position of a Current Page of a Book Therefor",
having Serial No. 08/572,373, filed December 14, 1995.
- "Method and System for Encoding a Book for Reading
15 Using an Electronic Book", having Serial No. 08/572,468,
filed December 14, 1995.
- "Electronic Book and Method of Displaying an Animated
Page Turn Therefor", having Serial No. 08/572,405, filed
December 14, 1995.
- 20 "Electronic Book and Method of Controlling a Rate of
Information Displayed Thereby", having Serial No.
08/572,372, filed December 14, 1995.
- "Reusable Housing and Memory Card Therefor", having
Serial No. 08/572,413, filed December 14, 1995.
- 25 "Electronic Book and Method of Displaying at Least
One Reading Metric Therefor", having Serial No.
08/572,842, filed December 14, 1995.
- "Electronic Book and Method of Creating a Personal
Log of Reading Activity Therefor", having Serial No.
30 08/572,456, filed December 14, 1995.
- "Electronic Book Having Highlighting Feature", having
Serial No. 08/572,469, filed December 14, 1995.
- "Electronic Book and Method of Capturing and Storing
a Quote Therein", having Serial No. 08/572,601, filed
35 December 14, 1995.

The subject matter of the above-identified related

0 inventions are hereby incorporated by reference into the disclosure of this invention.

Field of the Invention

5 The present invention relates to electronic books having the look and feel of real paper books and methods of selecting a primary font and a primary size for displaying text therewith.

10 Background of the Invention

Various types of hand-held electronic reading devices have been proposed to electronically display textual information for reading by a user. A typical hand-held
15 electronic reading device includes a display device to display the textual information and a user interface which allows a user to navigate through the textual information and access various features of the electronic reading device. The display device and the user interface are
20 incorporated in a hand-held housing to facilitate portability of the electronic reading device.

Many hand-held electronic reading devices have a user interface in the form one or more external buttons. The buttons are depressed in a predetermined manner either to
25 navigate through the textual information or to access various features of the device. However, many hand-held electronic reading devices implement the user interface in a manner which does not provide a simple, intuitive, or efficient method for navigating the textual information or
30 for accessing the features.

U.S. Patent No. 5,233,333 to Borsuk discloses a hand-held portable reading unit having a button located thereon for varying a font size in which the textual information is displayed. Depression of the button increments an
35 internal variable related to the font size. A user selects a desired font size by repeatedly depressing the

0 font size select button until the desired font size is
displayed on the reading unit. Consequently, the user
must cycle through a number of font sizes until arriving
at the desired font size.

5 The lack of simplicity of using current hand-held
electronic reading devices along with the lack of comfort
in handling many of these devices result in some people
preferring to read a real paper book rather than using a
hand-held electronic reading device.

10 Brief Description of the Drawings

The invention is pointed out with particularity in
the appended claims. However, other features of the
invention will become more apparent and the invention will
15 be best understood by referring to the following detailed
description in conjunction with the accompanying drawings
in which:

FIG. 1 is a view of an embodiment of an electronic
book in a closed position;

20 FIG. 2 is a view of the embodiment of the electronic
book of FIG. 1 in an open position;

FIG. 3 is a block diagram of an embodiment of the
electronic book;

25 FIG. 4 is an illustration of various hot spot
locations used to provide control of the electronic book
to a user;

FIG. 5 is an illustration of a library screen display
using an embodiment of the electronic book;

30 FIG. 6 is an illustration of a user-initiated event
to open the desired book from the library screen;

FIG. 7 is an illustration of a first page of a book
displayed on an embodiment of the electronic book;

FIG. 8 is an illustration of a title page of a book
displayed on an embodiment of the electronic book;

35 FIG. 9 is an illustration of a font selection page
displayed on an embodiment of the electronic book;

0 FIG. 10 is an illustration of the title page of the book which is displayed upon exiting the font selection page;

 FIG. 11 is an illustration of a system control page displayed in an embodiment of the electronic book;

5 FIG. 12 is an illustration of the title page of the book which is displayed upon exiting the system control page;

 FIG. 13 is an illustration of the title page of the book wherein a radio frequency link option is selected;

10 FIG. 14 is an illustration of the title page of the book wherein a pacing control option is selected by a user;

 FIG. 15 is an illustration of a pacing control page displayed in an embodiment of the electronic book;

15 FIG. 16 is an illustration of the title page of the book which depicts other user-initiated options;

 FIG. 17 is an illustration of a page marked by a dog ear for use in embodiments of the electronic book;

20 FIG. 18 is an illustration of a dog ear dialog box used in embodiments of the electronic book;

 FIG. 19 is an illustration of a user selecting a portion of a page of text;

 FIG. 20 is an illustration of an option selection dialog box used in embodiments of the electronic book;

25 FIG. 21 is an illustration of an annotation display used in embodiments of the electronic book;

 FIG. 22 is an illustration of a marker used to indicate that a page has an annotation associated therewith;

30 FIG. 23 is an illustration of a user selecting a set bookmark option in the option selection dialog box;

 FIG. 24 is an illustration of the page of FIG. 23 having a bookmark displayed thereon;

35 FIG. 25 is a flow diagram of an event loop performed in an embodiment of the electronic book;

 FIG. 26 is a flow diagram of steps performed in an

0 embodiment of a library graphical user interface routine
for use in the electronic book;

FIGS. 27 and 28 show flow diagrams of an embodiment
of the routine to display pages of text in the electronic
book;

5 FIG. 29 is a flow diagram of steps performed to
display a current page in the electronic book;

FIG. 30 is a flow diagram of steps performed in an
embodiment of an annotation subroutine;

10 FIG. 31 is a flow diagram of steps performed in an
embodiment of a quote capture subroutine;

FIG. 32 is a flow diagram of steps performed in an
embodiment of a dog ear subroutine;

FIG. 33 is a flow diagram of steps performed in an
embodiment of a pacing control subroutine;

15 FIG. 34 is a flow diagram of steps performed in an
embodiment of the font selection subroutine; and

FIG. 35 is a flow diagram of steps performed in an
embodiment of the system control subroutine.

20 Detailed Description of a Preferred Embodiment

Embodiments of the present invention advantageously
provide an electronic book having an improved method of
selecting a primary font and a primary size for displaying
25 textual information therewith. A user selects a desired
font/size combination by viewing a plurality of words
displayed in a plurality of font/size combinations, and
selecting the desired font/size combination directly
therefrom. The primary font and the primary size are
30 automatically updated upon selecting the desired font/size
combination.

FIG. 1 is a view of an embodiment of an electronic
book in a closed position. The electronic book has a
book-shaped housing 100 having the look and feel of a
35 real, paper book. The book-shaped housing 100 has a first
housing member 102 pivotably connected to a second housing

0 member 104 to facilitate opening and closing in a book-
like manner. The first housing member is partially formed
by a book-like, front cover member 106. In a similar
manner, the second housing member 104 is partially formed
by a book-like, back cover member 108. The front cover
5 member 106 and the back cover member 108 are pivotably
connected by a spine member 110.

To better provide the look and feel of a real book,
the front cover member 106 and the back cover member 108
have an exterior made of a material used in real book
10 covers. Examples of such a material include, but are not
limited to, leather, simulated leather, vinyl, and a woven
fabric such as cotton. The exterior can either be
permanently affixed to the front cover member 106 and the
back cover member 108, or be in the form of a removable
15 jacket.

In addition to the front cover member 106, the first
housing member 102 is partially defined by an enclosure
112. Similarly, the second housing member 104 is
partially defined by an enclosure 114 in addition to the
20 back cover member 108. When the electronic book is in the
closed position, the enclosure 112 and the enclosure 114
have an external appearance of edges of pages of a real,
paper book. In particular, the enclosures 112 and 114
define a top edge 116, a bottom edge 118, and a foredge
25 120 which appear as the top edge, the bottom edge, and the
foredge, respectively, of a real, paper book. The top
edge 116, the bottom edge 118, and the foredge 120 are
recessed with respect to the front cover member 106 and
the back cover member 108.

30 FIG. 2 is a view of the embodiment of the electronic
book of FIG. 1 in an open position. It is preferred that
the first housing member 102 and the second housing member
104 be substantially symmetric so that the front cover
member 106, the back cover member 108, and the spine
35 member 110 rest substantially flat on a flat surface in
the open position. The substantial symmetry makes the

0 electronic book feel like a real, paper book being opened
to one of its middle pages. As a result, the electronic
book can be comfortably held and read in a manner
consistent with a paper book.

5 A touchscreen 130 is integrated in the book-shaped
housing 100 to be accessible when the book-shaped housing
100 is opened in the book-like manner. In the embodiment
illustrated in FIG. 2, the touchscreen 130 is integrated
with the enclosure 114 of the second housing member 104.
Optionally, a second touchscreen 132 can also be
10 integrated in the book-shaped housing. As illustrated,
the second touchscreen 132 can be integrated with the
enclosure 112 of the first housing member 102.

The touchscreen 130 and the second touchscreen 132
each include a touch-sensitive panel over a display
15 device. Behind the display device can be a backlighting
element.

The touchscreen 130 and the second touchscreen 132
may provide either a color display or a monochrome display
depending on a particular model of the electronic book.
20 To provide their touch sensitivity, the touchscreen 130
and the second touchscreen 132 can utilize analog
resistive technology as is known in the art. It is noted,
however, that other technologies for providing touch
sensitivity can also be utilized.

25 It is preferred that the touchscreen 130 and the
second touchscreen 132 be capable of providing
backlighting to allow use of the electronic book in
poorly-lit or dimly-lit environments. More preferably,
the touchscreen 130 is capable of backlighting selected
30 portions or subsets of the entire touchscreen 130. Here,
the electronic book can provide a power-saving mode
wherein only a portion of the touchscreen 130 being viewed
by a user is actively backlit.

The book-shaped housing includes a receiving slot 134
35 which physically receives a removable machine-readable
storage medium 136. The removable machine-readable

0 storage medium 136 contains machine-readable data
representative of text from a book. Optionally, the
machine-readable data is also representative of graphical
information within the book. It is noted that the term
"book" should be construed broadly as any written or
5 printed composition having textual information which is
read by an individual. Hence, the term "book" should be
inclusive of books, magazines, newspapers, or the like.

The text and the graphical information contained in
the removable machine-readable storage medium 136 are
10 displayed on the touchscreen 130. The second touchscreen
132 can be included to display graphical information while
the touchscreen 130 displays text. As another option, the
touchscreen 130 and the second touchscreen 132 can display
neighboring pages of the book. Further, the touchscreen
15 130 and the second touchscreen 132 can be utilized to
simultaneously view two books. The second touchscreen 132
can also be utilized in a second level operating system,
which is herein called an advanced reader graphical user
interface. The functionality of the second touchscreen
20 132 can be selected by the user using a switch or the
advanced reader graphical user interface in the electronic
book.

It is noted that there are a number of ways to encode
the text and the graphical information within the book for
25 storage on the removable machine-readable storage medium
136. In one embodiment, the removable machine-readable
storage medium 136 contains a series of pointers which
point to words contained in a dictionary within the
electronic book. Words which are not contained in the
30 dictionary are located in a customized dictionary on the
removable machine-readable storage medium 136. In this
way, the words to be presented on the touchscreen 130 are
selected with minimal storage requirements in the
removable machine-readable storage medium 136.

35 Preferably, the removable machine-readable storage
medium 136 is in the form of either a smart card or a

0 PCMCIA card. Here, the receiving slot 134 is shaped to receive either a smart card or a PCMCIA card.

The book-shaped housing 100 further defines a power-receiving port 138 and a data-receiving port 140. The power-receiving port 138 receives a plug or other type of
5 connector to supply power to the electronic book. Power supplied to the electronic book via the power receiving port 138 can be used to directly operate the electronic book or to recharge batteries internal to the electronic book. In one embodiment of the electronic book, the spine
10 member 110 is shaped to receive a combination of battery cells which can be recharged via the power-receiving port 138. If the second touchscreen 132 is not used, the enclosure 112 of the first housing member 102 can be used to store extra batteries and/or extra book cards.

15 The data port 140 is utilized to communicate signals representative of machine-readable data between the electronic book and an external device. The data port 140 can be used, for example, to receive machine-readable data signals representative of text and graphics in a book from
20 the external device for storage in the electronic book. In this manner, the data port 140 provides an alternative to the receiving slot 134 for receiving text and graphics of a book. Additionally, the data port 140 can be utilized to transmit machine-readable data contained
25 within the electronic book to the external device.

Preferably, the electronic book is automatically activated (i.e., automatically turns on) when in the open position, and is automatically deactivated (i.e., automatically turns off) when in the closed position. To
30 this end, the electronic book can include a magnet 142 incorporated within or of the first housing member 102 or the second housing member, and a reed switch 144 incorporated within the other housing member. When the electronic book is in the closed position, the magnet 142
35 is proximate to the reed switch 144. The magnetic field generated by the magnet 142 causes the reed switch 144 to

0 assume a first switch position which deactivates the
electronic book. When the electronic book is in the open
position, the magnet 142 is distant from the reed switch
144. In absence of a significant magnetic field, the reed
switch 144 returns to a second switch position which
5 activates the electronic book.

It is noted that in alternative embodiments, the
electronic book is activated and deactivated by an
external switch or button (not specifically illustrated)
rather than by the reed switch 144.

10 FIG. 3 is a block diagram of an embodiment of the
electronic book. An interface 150 receives the removable
machine-readable storage medium 136 containing machine-
readable data representative of text and graphics from a
book. In a preferred embodiment of the present invention,
15 the interface 150 comprises a PCMCIA interface which
receives a removable machine-readable storage medium in
the form of a PCMCIA card. Physically, the interface 150
is proximate to the receiving slot 134 illustrated in FIG.
2.

20 In general, it is preferred that the interface 150 be
capable of receiving an external device other than a
machine-readable storage medium. Further, it is preferred
that the interface 150 be capable of receiving a plurality
of external devices. To these ends, the interface 150 can
25 comprise a plurality of similar interfaces, such as a
plurality of PCMCIA interfaces. Here, the electronic book
can simultaneously receive two or more of a PCMCIA memory
card, a PCMCIA modem, or another PCMCIA device.

A processor 152 is in communication with the
30 interface 150 to read the machine-readable data from the
removable machine-readable storage medium 136. The
processor 152 can be in the form of a microprocessor, a
custom integrated circuit, an application specific
integrated circuit, or a programmable logic array, for
35 example. Physically, the processor 152 is housed within
the book-shaped housing 100.

0 The touchscreen 130 is in communication with the
processor 152 to display a page of the text and/or the
graphics represented by the machine-readable data.
Further, the touchscreen 130 acts as an input device to
receive user-initiated events, i.e. user-initiated
5 actions, and communicate these user-initiated events or
actions to the processor 152.

 An internal machine-readable storage medium 154 is in
communication with the processor 152 to support a number
of operative features of the electronic book. The
10 internal machine-readable storage medium 154 can include
one or more memory devices, such as a random access
memory, a read-only memory, and/or an electronically
erasable and programmable read-only memory (EEPROM).

 A computer program or other form of software or
15 firmware is stored in the internal machine-readable
storage medium 154. The computer program directs the
processor 152 to support the operative features of the
electronic book. Preferably, the computer program
includes an event loop that processes and responds to
20 user-initiated events and actions. More specifically,
received events are placed in an event queue in the
internal machine-readable storage medium 154. Each of the
received events is processed and removed from the event
queue. As a result, a user can initiate a number of
25 events or actions without having to wait for previous
actions to be processed.

 The internal machine-readable storage medium 154 can
also include a dictionary to which pointers stored in the
removable machine-readable storage medium 136 point. By
30 including the dictionary within the electronic book, less
storage space is required on the removable machine-
readable storage medium 136 to store the text from the
book.

 Further, the internal machine-readable storage medium
35 154 can contain machine-readable data representative of
text and graphics from a book. Here, the processor 152

0 reads the machine-readable data from the internal machine-readable storage medium 154 and commands the touchscreen 130 to display pages of the text and graphics.

Signals are communicated between the electronic book and an external device via either a data interface 156 in
5 communication with the processor 152, via an antenna 158 and a radio frequency modem 160 in communication with the processor 152, or via an infrared transceiver 161 in communication with the processor. As another option, communication between the electronic book and the external
10 device can be effectuated using either a smart communication card or a PCMCIA communication card received by the interface 150. Here, a PCMCIA modem card or a PCMCIA infrared transceiver card can be utilized, for example, for external communication.

15 Optionally, a voice synthesizer 162 is included in the electronic book to provide a spoken auditory display of pages of the text read from either the removable machine-readable storage medium 136 or the internal machine-readable storage medium 154. In one embodiment,
20 the processor 152 directly converts the text from the book into speech signals for the voice synthesizer 162. Optionally, control codes can be provided within the removable machine-readable storage medium 136 to allow words to be pronounced or emphasized in different ways.
25 Further, the control codes can command the words to be spoken in either a male voice, a female voice, or a child's voice. The synthesized voice can be sampled (such as using the user's voice) or can be a computer-synthesized voice.

30 As an alternative, a custom voice dictionary can be provided to augment a general voice dictionary stored in the electronic book. The customized voice dictionary can be used for alternative pronunciations, voices, and emphasis.

35 The voice synthesizer 162 is either permanently integrated in the electronic book or is a removable

0 accessory. To facilitate removability, the voice
synthesizer 162 can be embodied within a smart card or a
PCMCIA card for reception by the interface 150.
Alternatively, the voice synthesizer 162 can communicate
with the processor 152 via an accessory interface bus 163.
5 In a similar manner, the RF modem 160 and/or the second
touchscreen 132 can communicate with the processor 152 via
the accessory interface bus 163.

Before giving a detailed description of steps
performed by the elements of FIG. 3 for the various
10 embodiments of the present invention, a functional
description of a particular embodiment of the electronic
book will now be described. This embodiment is based on a
single touchscreen, namely the touchscreen 130, to display
the text and the graphics of the book and to allow a user
15 to control the electronic book. It is noted, however,
that the teachings herein can also be applied to a dual
touchscreen embodiment which further includes the second
touchscreen 132. Furthermore, it is noted that the
teachings herein are not limited to the use of a
20 touchscreen, and hence, can be applied to an electronic
book containing any type of display device (such as a
liquid crystal display or a cathode ray tube, for example)
and any type of input device (such as a series of buttons,
a mouse, a trackball, a lightpen, or a touchpad, for
25 example).

FIG. 4 is an illustration of various hot spot
locations used to provide control of the electronic book
to a user. A page of the text represented by the machine-
readable data read from either the removable machine-
30 readable storage medium 136 or the internal machine-
readable storage medium 154 is displayed on a display
portion 168 of the touchscreen 130. The display portion
168 is also utilized to display graphics represented by
the machine-readable data.

35 A first hot spot portion 170 of the touchscreen 130
is designated for receiving a predetermined user-initiated

0 event which requests that a subsequent page of the text be
displayed on the touchscreen 130. Hence, the first hot
spot portion 170 can be synonymously referred to as an
"advance page portion" or an "advance page hot spot" for
receiving an advance page event. In the embodiment
5 illustrated in FIG. 4, the first hot spot portion 170
includes a top margin portion 172, a side margin portion
174, and a bottom margin portion 176 of the touchscreen
130. The top margin portion 172 is located above the
display portion 168, the side margin portion 174 is
10 located beside the display portion 168, and the bottom
margin portion 176 is located below the display portion
168.

A second hot spot portion 178 of the touchscreen 130
is designated for receiving a predetermined user-initiated
15 event which requests that a previous page of the text be
displayed. Hence, the second hot spot portion 178 can be
synonymously referred to as a "page back portion" or a
"page back hot spot" for receiving a page back event. In
the embodiment illustrated in FIG. 4, the second hot spot
20 portion 178 is located beside the display portion 168 of
the touchscreen 130 and opposite the side margin portion
174.

A third hot spot portion 180 of the touchscreen 130
is designated for receiving a predetermined user-initiated
25 event which requests that a pre-marked page be displayed
on the touchscreen 130. In the embodiment of FIG. 4, the
third hot spot portion 180 is located in an upper portion
of the touchscreen 130 and is shaped as a bookmark graphic
182. Hence, the third hot spot portion 180 can be
30 synonymously referred to as a "bookmark portion" or a
"bookmark hot spot".

A fourth hot spot portion 184 of the touchscreen 130
is designated for receiving a predetermined user-initiated
event to close the current book being read and to request
35 that a library screen be displayed on the touchscreen 130.
The library screen is utilized by a user to select a book

0 to read from a plurality of books within a library.
Hence, the fourth hot spot portion 184 can be synonymously
referred to as a "close book portion" or a "close book hot
spot" for receiving a close book event.

5 A fifth hot spot portion 186 of the touchscreen 130
is designated for receiving a predetermined user-initiated
event which requests that the displayed page be marked.
In the embodiment of FIG. 4, the fifth hot spot portion
186 is located in an upper corner of the touchscreen 130.
In this embodiment, the fifth hot spot portion 186 of the
10 touchscreen 130 is utilized for dog-earring pages of the
book. Hence, the fifth hot spot portion 186 can be
synonymously referred to as a "dog ear portion" or a "dog
ear hot spot" for receiving a dog ear event.

A sixth portion 188 of the touchscreen 130 is
15 designated to provide a depth indication representative of
how much of the book is left to be read. In the
embodiment illustrated in FIG. 4, the sixth portion 188 is
located above the display portion 168. The second hot
spot portion 178 can be utilized in conjunction with the
20 sixth portion 188 to provide the depth indication.

In the embodiment of FIG. 4, the display portion 168,
the first hot spot portion 170, the second hot spot
portion 178, the third hot spot portion 180, the fourth
hot spot portion 184, and the fifth hot spot portion 186
25 are mutually exclusive (i.e. non-overlapping) portions of
the touchscreen 130. However, in alternative embodiments
of the present invention, these portions may not be
mutually exclusive, and hence may overlap. Further, some
embodiments of the present invention may utilize different
30 sizes and positions for the above-described hot spot
portions.

Preferably, the hot spot portions are motion
sensitive so that a touch event, a touch-and-hold event,
and a drag event can be sensed to initiate differing
35 responses. For example, a page back event can be received
in the form of a flipping motion (i.e. a short stroke)

0 across the second hot spot portion 178.

FIG. 5 is an illustration of a library screen displayed using an embodiment of the electronic book. In a preferred embodiment, the library screen is displayed upon opening the electronic book or activating the
5 electronic book. The library screen includes a rearward graphical book representation 200 having a graphical spine portion 202. A forward graphical book representation 204 is displayed in front of the rearward graphical book representation 200. The forward graphical book
10 representation 204 has a graphical spine portion 206 and a graphical front cover portion 208. A title 210 of a book currently being read is displayed on the forward graphical book representation 204. In the embodiment illustrated in FIG. 5, the title 210 is displayed on the graphical spine
15 portion 206 of the forward graphical book representation 204.

Upon receiving a user-initiated event in which a portion of the rearward graphical book representation 200 is selected, a title of another book or books of a
20 plurality of books in a library is displayed in place of the title 210 on the forward graphical book representation 204. In a preferred embodiment, the portion of the rearward graphical book representation 200 selected in this user-initiated event is within the graphical spine
25 portion 202.

The titles of the books in the library can be obtained from a storage medium (which contains the books) installed in the electronic book. Alternatively, the titles of the books can be obtained by a connection to an
30 information service providing books or other information in real time. As another alternative, the titles and the books can be accessed on demand from a world-wide web page.

A user can scroll through the library of books by
35 repeatedly touching the spine portion 202 with his or her finger 212 until a desired book title is pulled into view.

0 When the spine portion 202 is selected for a last of the plurality of books, the title of the first book is displayed. In this manner, the user can rotate through the library of books until a desired book is in front.

5 FIG. 6 is an illustration of a user-initiated event to open the desired book from the library screen. The forward book is opened upon receiving a user-initiated event in which a portion of the forward graphical book representation 204 is selected. This user-initiated event can include, for example, the user touching the front
10 cover portion 208 of the forward graphical book representation 204 using his or her finger 212. In response to this user-initiated event, the book indicated by a title 214 is opened. If the book is previously unread, the book is opened to page one. If the book has
15 been read before, the book opens to a page which was last read.

FIG. 7 is an illustration of a first page of a book displayed on the touchscreen 130 upon exiting the library screen. To display the first page of the book, the
20 machine-readable data representative of text and graphics from the book is read from either the removable machine-readable storage medium 136 installed in the electronic book, or from the internal machine-readable storage medium 154. Upon reading the machine-readable data, a page of
25 the text and/or the graphics is then displayed on the touchscreen 130. As shown, the text is displayed to appear as a standard page in a real book.

If a user-initiated event is received in which a user selects the second hot spot portion 178, i.e. the page
30 back portion, of the touchscreen 130 when the book is on the first page, then a title page containing system controls is displayed.

FIG. 8 is an illustration of a title page of a book displayed on an embodiment of the electronic book.
35 Information which is displayed on the title page includes a book title 220, author information 222, copyright

0 information 224, a Library of Congress number 226, and
publisher information 228. Also displayed are statistics
such as a total number of pages 230 in the book, a number
of pages left to be read 232, and an elapsed reading time
234.

5 A number of control options are also displayed.
These control options include, but are not limited to, a
pacing control option 236, a font selection option 238, a
system control option 240, a read-to-me option 242, and a
radio frequency (RF) link option 244. Any of these
10 control options can be initiated by a respective user-
initiated event indicative of a user selecting the option.
As illustrated in FIG. 8, a user is initiating a font
selection routine by touching the font selection option
238 using his or her finger 212.

15 FIG. 9 is an illustration of a font selection page
displayed on an embodiment of the electronic book. The
font selection page is displayed upon an initiation of the
font selection routine.

20 Displayed on the font selection page are a number of
font/size combination options. Each option is in the form
of a word displayed using a specific font and a specific
size in accordance with the font/size combination. A user
selects a desired font/size combination by viewing how
words appear in the various combinations, and selecting
25 the combination which is desired. For example, in FIG. 9,
the user is selecting a desired font/size combination by
selecting a word 250 displayed in the desired font/size
combination using his or her finger 212.

30 The fonts can be selected from internal fonts and
custom fonts provided on the medium provided by a
publisher. For example, a user may select a Gothic font
provided on a medium containing a Shakespeare work
instead of default fonts (e.g. Courier, Helvetica, Avant
Garde) within the electronic book.

35 Upon selecting the desired font/size combination, the
electronic book automatically flips back to the title page

0 containing the system controls. Thereafter, the
electronic book uses the desired font/size combination as
a primary font/size combination to display the text of the
book. Titles and headings in the book are enlarged and
bolded based upon the primary font/size combination.
5 Other portions of text can be italicized based on the
primary font. However, it is preferred that the body of
the text never be displayed smaller than the size selected
in the primary font/size combination. In some
embodiments, it may be preferred to display footnotes in a
10 size smaller than the size selected.

FIG. 10 is an illustration of the title page of the
book which is displayed upon exiting the font selection
page. Here, a user is shown to initiate a system control
routine by selecting the system controls option 240 using
15 his or her finger 212.

FIG. 11 is an illustration of a system control page
displayed in an embodiment of the electronic book. The
system control page is displayed upon executing the system
control routine.

20 The system control page provides a number of display
controls including a contrast control 254, a tint control
256, and a color control 258. Each of these controls
provides a discrete number of control values which can be
directly selected by a user. Further, each control value
25 is displayed in a graphical manner consistent with the
result of its selection. For example, the contrast
control 254 includes a high contrast graphical
representation 262, an intermediate contrast graphical
representation 264, and a low contrast graphical
30 representation 266. The graphical representations 262,
264, and 266 are of the same graphical image, but are
displayed using different contrast control values. Hence,
a user can visually determine a desired contrast by
viewing the graphical representations 262, 264 and 266.
35 In a similar manner, the tint control 256 and the color
control 258 each display a predetermined graphical image

0 using a discrete number of tint control values and color
control values, respectively.

Preferably, the display of the graphical
representations within the display controls are unaffected
by current values of selected ones of the controls. In
5 one preferred embodiment, the display of the graphical
representations is independent of all of the current
values. For example, the display of the low contrast
representation 266 can be independent of the current
contrast control value, the current tint control value,
10 and the current color control value. In another preferred
embodiment, the display of the graphical representations
in each control is independent of the current value of
that control, but depend on the current value of the other
controls. Here, for example, the display of the low
15 contrast representation 266 is independent of the current
contrast control value, but dependent upon the current
tint control value and the current color control value.
Using either of these two embodiments, a user can
immediately determine a result of each control value
20 selection before actually performing the selection.

The system control page also includes a sound control
267. The sound control 267 is illustrated to have a
discrete number of sound intensity values which can be
selected by a user. In the embodiment of FIG. 11, the
25 sound intensity values are monotonically related to the
size of an ear displayed on the sound control 267. An ear
268 having a slash therethrough is indicative of an option
to turn off the sound. For the purpose of illustration,
FIG. 11 shows a user selecting an intermediate sound
30 intensity by touching an ear graphic 269. The user then
returns to the system control page by touching the second
hot spot portion 178, i.e. the page back hot spot, of the
touchscreen 130.

It is noted that the controls on the system control
35 page can provide continuous, rather than discrete, control
of the control values in alternative embodiments of the

0 electronic book. Here, for example, the ear size and the
volume can increase or decrease based on finger selection
movement.

A pad area 270 of the system control page is utilized
for testing motions such as a hold event, a turn event,
5 and a mark event. In particular, a user can point to any
of a hold selection 271, a turn selection 272, and a mark
selection 273, and then perform the selected motion in the
pad area 270. Here, a length of hold time or style of
dragging a finger for a flip command can be gauged for
10 each user, for example, using the pad area 270.

FIG. 12 is an illustration of the title page of the
book which is displayed upon exiting the system control
page. Here, the user is illustrated to select the read-
to-me option 244 which initiates the voice synthesizer 162
15 to audibly read the text being visually displayed on the
touchscreen 130. The audible reading of the text begins
at the last page which was displayed on the touchscreen
130. The reading rate and other controls for the read-to-
me routine is provided on a pacing control page described
20 hereinafter.

FIG. 13 is an illustration of the title page of the
book wherein a radio frequency link option is selected.
This option is selected by the user by touching the RF
link option 244 using his or her finger 212. Upon
25 selecting the RF link option 244, an RF link routine is
executed. The RF link routine allows the user to download
updates of the text to the electronic book, and/or to
interface the electronic book to a personal computer or
communication unit. The RF link routine utilizes the
30 antenna 158 and the RF modem 160 illustrated in FIG. 3 to
communicate with the personal computer using a local
wireless link, or more generally to communicate with a
wireless data communication network. Utilizing a
nationwide wireless data communication network, such as
35 the Ardis network, allows individuals to receive book
updates via radio frequency links in major cities.

0 FIG. 14 is an illustration of the title page of the
book wherein a pacing control option is selected by a
user. Specifically, the user is shown to initiate a
pacing control routine by selecting the pacing control
option 236 displayed on the title page using his or her
5 finger 212.

 FIG. 15 is an illustration of a pacing control page
displayed in an embodiment of the electronic book. The
pacing control page is displayed once the user selects the
pacing control option 236 from the title page. The pacing
10 control page includes a display 280 of a current reading
pace of the user. Based upon the number of pages left in
the book, which is given in a display 282, a display 284
of an estimated completion time for the book is also
given. In the embodiment of FIG. 15, the current reading
15 pace, the number of pages left, and the estimated
completion time are displayed in the form of one or more
sentences.

 Also displayed on the pacing control page is a
display 290 of a desired reading pace. A display 292 of
20 an estimated completion time in accordance with the
desired reading pace is also given. The desired reading
pace is controlled by the user using a graphical slider
bar 294. The pages of the text in the book are
automatically paced by a pacing routine which is enabled
25 and disabled by a graphical switch 296. In one
embodiment, each page of text is displayed for a duration
commensurate with the desired reading rate controlled by
the graphical slider bar 294. The user returns to the
title page from the pacing control page by selecting the
30 second hot spot portion 178, i.e. the page back portion,
of the touchscreen 130.

 FIG. 16 is an illustration of the title page of the
book which depicts other user-initiated options. The user
can return to a book-marked page by selecting the bookmark
35 graphic 182. The user can return to the library screen by
selecting the fourth hot spot portion 184, i.e. the close

0 book portion, of the touchscreen 130. The user can go to
the first page of the book by selecting the first hot spot
portion 170, i.e. the advance page portion, of the
touchscreen 130.

5 FIG. 17 is an illustration of a page marked by a dog
ear in an embodiment of the electronic book. The user
initiates a dog ear command by performing a predetermined
user-initiated event. An example of such an event
includes a user touching an upper corner portion of the
touchscreen 130, such as the fifth hot spot portion 186
10 defined earlier.

If the page is not dog-eared, then a brief touching
of the upper corner portion 186 causes a dog ear graphic
300 to be displayed in the upper corner portion. In
addition, an indication that this page has been dog-eared
15 is stored either in the removable machine-readable storage
medium 136 or the internal machine-readable storage medium
154.

If the user touches the upper corner portion 186 of a
page already marked with a dog ear, or if the upper corner
20 portion 186 is held for a duration greater than a
predetermined threshold, then a dog ear dialog box is
opened.

FIG. 18 is an illustration of a dog ear dialog box
used in embodiments of the electronic book. A dog ear
25 dialog box 302 is displayed on touchscreen 130. The dog
ear dialog box 302 displays a list 304 of all dog-eared
pages. A user can immediately go to one of the dog-eared
pages on the list 304 by touching a display of a selected
page number.

30 The dog ear dialog box 302 also displays an option
306 to display marks 308 along an edge 310 of the page.
Thereafter, a user can touch any of the marks 308 to move
quickly to a corresponding one of the dog-eared pages. In
the example illustrated in FIG. 18, a mark 312 corresponds
35 to marked page 1, a dog ear 314 corresponds to marked page
35, a mark 316 corresponds to marked page 94, a mark 318

0 corresponds to marked page 111, and a mark 320 corresponds
to marked page 120. In a preferred embodiment, page one
is always marked with a dog ear so that a user can quickly
return thereto using either the marks 308 or the dog ear
dialog box 302.

5 Upon receiving a user-initiated event while the dog
ear dialog box 302 is displayed, the dog ear dialog box
302 is removed to show the selected page of the book.

FIG. 19 is an illustration of a user selecting a
portion of a page of text. A portion 330 is selected by a
10 user-initiated event of sliding his finger 212 (or other
pointing member such as a stylus) from a first position
332 to a second position 334. Upon its selection, the
portion 330 of the text is highlighted in a predetermined
manner. The portion 330 of the text can be highlighted in
15 color if the touchscreen 130 is capable of a color
display. Alternatively, the portion 330 of the text can
be highlighted using grey scale shading, reverse video, or
underlining. An option selection dialog box is then
displayed on the touchscreen 130 to provide the user a
20 number of text marking options.

FIG. 20 is an illustration of an option selection
dialog box used in embodiments of the electronic book. An
option selection dialog box 340 is displayed on the
touchscreen 130 in a location out of the way of the
25 portion 330 of the text that is marked when possible. The
option selection dialog box 340 includes a plurality of
text marking options including a note capture option 342,
a highlighting option 344, a quote capture option 346, and
a set bookmark option 348.

30 Briefly, the note capture option 342 allows a user to
type in notes associated with the portion 330 of the text.
The highlighting option 344 leaves the portion 330 of the
text highlighted, and stores an indication of this
highlighting so that any subsequent return to this page
35 displays the portion 330 as being highlighted. The quote
capture option 346 allows a user to store the portion 330

0 of the text along with source data, such as the name of
the author of the book or the title of the book, in the
internal machine-readable storage medium 154. The set
bookmark option 348 can be selected to add a bookmark to
the current page. If the page already has a bookmark,
5 then a number of bookmark management options similar to
options used for the dog ear command are provided to the
user.

FIG. 21 is an illustration of an annotation display
used in embodiments of the electronic book. The
10 annotation display is provided in response to a user
selecting the note capture option 342 illustrated in FIG.
20. After receiving a user-initiated event indicative of
selecting the note capture option 342, a soft keyboard 360
is displayed on the touchscreen 130. The soft keyboard
15 360 includes alphanumeric keys and symbolic keys along
with a close key and a notes collection key.

A plurality of keystroke events are received by the
soft keyboard 360 to form an annotation. As the keystroke
events are received, a plurality of characters
20 corresponding thereto are displayed in a window 362 on the
touchscreen 130.

The user selects the close key on the soft keyboard
360 upon completing the annotation. In response to
selecting the close key, the electronic book removes the
25 soft keyboard 360 and the window 362 from the touchscreen
130 and displays a note marker icon to indicate that the
page has an annotation associated therewith.

The notes collection key on the soft keyboard 360
commands the electronic book to communicate the annotation
30 to an external device such as a personal computer. The
personal computer can be interfaced to the electronic book
either wirelessly via the antenna 158 and the radio
frequency modem 160 shown in FIG. 3, using a wire-based
connection via the data interface 156, or using an
35 infrared link.

An annotation can also be in the form of an image of

0 pixels which overlays the page of the text. The pixels
can be drawn on the touchscreen 130 using a pointing
device. The pixels can be stored in a pixel-map form for
subsequent viewing or for subsequent conversion to text
using a handwriting recognition method.

5 As another option, an accessory keyboard can be added
to the electronic book to enter the annotation as well as
other information.

FIG. 22 is an illustration of a marker used to
indicate that a page has an annotation associated
10 therewith. The page illustrated in FIG. 22 results after
the user enters the annotation and selects the close key
from the soft keyboard 360 as illustrated in FIG. 21. As
shown, the page in FIG. 22 no longer has the soft keyboard
360 and the window 362 displayed thereon. However, a note
15 marker icon 370 is displayed in a lower corner of the
page. The user can view the annotation associated with
this page by selecting the note marker icon 370.
Selecting the note marker icon 370 has the same effect as
selecting the note capture option 342 as shown in FIG. 20.

20 Further, an annotation can be indicated by
underlining or highlighting the portion of the text
associated with the annotation. The annotation can be
viewed in a hypertext-type manner by selecting the portion
of text.

25 FIG. 23 is an illustration of a user selecting a set
bookmark option in the option selection dialog box. The
user selects the set bookmark option 348 by touching the
displayed text associated therewith using his or her
finger 212 or other pointing member. If this page had
30 already included a bookmark, then a bookmark management
dialog box is displayed similar to the one used for the
dog ear command. Since the page illustrated in FIG. 23
does not have a bookmark associated therewith, the
selection of the set bookmark option 348 causes a bookmark
35 to be added to the page. In a preferred embodiment, only
one page is bookmarked within each book.

0 FIG. 24 is an illustration of the page of FIG. 23
having a bookmark displayed thereon. A bookmark icon 380
is displayed in an upper portion of the page to indicate
that the page has been bookmarked.

5 It is noted that pointing devices other than an
individual's finger may be utilized to generate user-
initiated events indicative of desired selections using
the touchscreen 130. For example, a stylus or the like
can be utilized to select desired portions of the
touchscreen 130.

10 It is also noted that various types of graphical
controls can be utilized to control settings and
parameters of the electronic book. These graphical
controls include, but are not limited to, graphical
15 buttons, checkboxes, radio buttons, scroll bars, slider
bars, pop-up menus, and dialog boxes.

 Next, a description of steps which are performed by
the various components of the electronic book to provide
its features and functionality is presented. These
operational steps are performed on or with the aid of the
20 processor 152 illustrated in FIG. 3. The processor 152 is
directed to function in a manner in accordance with these
operational steps based upon a computer program or other
form of software or firmware stored in a computer readable
memory. The computer readable memory can be contained
25 with the processor 152, within the internal machine-
readable memory 154, or within a separate machine-readable
storage medium in communication with the processor 152.

 It is noted that the order in which the steps are
described are indicative of one embodiment of the present
30 invention, and that alternative embodiments of the present
invention may perform the steps in a different order to
achieve the same functionality.

 FIG. 25 is a flow diagram of an event loop performed
in an embodiment of the electronic book. As indicated by
35 block 400, a step of executing a library graphical user
interface routine is performed. The library graphical

0 user interface routine provides a virtual library to allow
a user to select a book to read from a plurality of books
within a library, and/or access an information service or
world-wide web page as previously described. The
plurality of books can be contained in one or more
5 removable machine-readable storage media and/or the
internal machine-readable storage medium.

Upon selecting a desired book, a step of executing a
routine to display one or more pages of text and graphics
from the desired book is performed as indicated by block
10 402. The routine to display the pages of text is executed
until a predetermined user-initiated event is received to
exit the routine. As indicated by block 404, if a close
book event is received, then flow of the event loop is
directed back to the step of executing the library
15 graphical user interface routine in block 400.

If a page back event is received when the current
page of text being read is page one, then a step of
displaying a title page of the book is performed as
indicated by block 406. The title page provides a number
20 of control options available to a user. The user selects
a desired control option based upon a user-initiated
event. Block 408 indicates a step of receiving this user-
initiated event.

Based upon the user-initiated event which is
25 received, flow of the event loop is directed to one of a
number of subroutines in a step indicated by block 410.
If the received event is indicative of the user selecting
the pacing control option, then a step of executing a
pacing control routine is performed as indicated by block
30 412. If the received event is indicative of the user
selecting the font selection option, then a step of
executing a font selection routine is performed as
indicated by block 414. If the received event is
indicative of the user selecting the system control
35 option, then a step of executing a system control
subroutine is performed as indicated by block 416. If the

0 received event is indicative of the user selecting the RF
link option, then a step of executing an RF link
subroutine is performed as indicated by block 420. Upon
completing either the pacing control subroutine, the font
selection routine, the system control routine, or the RF
5 link routine, flow of the event loop is directed back up
to block 406 wherein the step of displaying the title page
is performed.

If the received event from block 408 is indicative of
the user selecting the read-to-me option, then a step of
10 executing a read-to-me routine is performed as indicated
by block 422. Flow of the event loop is then directed
back to block 402 to execute the routine to display pages
of text from the book. The execution of the read-to-me
routine in block 422 provides a spoken, auditory display
15 of the text in addition to the visual display of the text
in block 402.

If the event received in the step of block 408 is an
advance page event, then a step of setting the current
page to page one is performed as indicated by block 424.
20 If the received event is indicative of the user selecting
a bookmark displayed on the title page, then a step of
setting the current page to a previously bookmarked page
is performed as indicated by block 426. After the current
page is set in either of the steps indicated by blocks 424
25 and 426, then flow of the event loop is directed back to
the step of executing the routine to display pages of text
indicated by block 402.

Finally, if the event received in block 408 is
indicative of a close book event, then flow of the event
30 loop is directed back to block 400 to perform a step of
executing the library graphical user interface routine.

FIG. 26 is a flow diagram of steps performed in an
embodiment of a library graphical user interface routine
for use in the electronic book. These steps can be
35 performed in executing the library graphical user
interface routine indicated by block 400 in FIG. 25. The

0 steps provide a method of selecting a book for reading in
an electronic book where the book is selected from a
plurality of books in a library.

As indicated by block 430, a step of displaying a
rearward graphical book representation having a graphical
5 spine portion is performed. A step of displaying a
forward graphical book representation in front of the
rearward graphical book representation is performed as
indicated by block 432. The forward graphical book
representation has a graphical spine portion and a
10 graphical front cover portion.

As indicated by block 434, a step of displaying a
title of a first book of the plurality of books on the
forward graphical book representation is performed. The
title of the first book can be displayed anywhere on the
15 forward graphical book representation. However, in a
preferred embodiment, the title of the first book is
displayed on the graphical spine portion of the forward
graphical book representation. FIG. 5 illustrates an
example of the rearward graphical book representation 200
20 having the graphical spine portion 202, the forward
graphical book representation 204 having the graphical
spine portion 206 and the graphical front cover portion
208, and the title 210 displayed on the forward graphical
book representation 204.

25 With reference again to FIG. 26, a step of receiving
a first user-initiated event in which a portion of the
rearward graphical book representation is selected is
performed as indicated by block 436. In a preferred
embodiment, the portion of the rearward graphical book
30 representation selected in this step is within the
graphical spine portion of the rearward graphical book
representation. Upon receiving the first user-initiated
event, a step of displaying a title of a second book of
the plurality of books is performed as indicated by block
35 440. Preferably, the title of the second book is
displayed in place of the title of the first book on the

0 graphical spine portion of the forward graphical book representation.

As indicated by block 442, a step is performed of receiving a second user-initiated event in which a portion of the forward graphical book representation is selected.

5 In a preferred embodiment, the portion of the forward graphical book representation selected in this step is within the front cover portion of the forward graphical book representation. The reception of the second user-initiated event ends the execution of the library
10 graphical user interface routine, and flow is directed to the routine to display pages of text from the second book. Here, steps are performed of reading machine-readable data from a machine-readable storage medium installed in the electronic book, the machine-readable data being
15 representative of text from the second book, and displaying the text represented by the machine-readable data.

It is noted that the steps indicated by blocks 436 and 440 can be repeated to allow the user to rotate
20 through the plurality of books. When the first user-initiated event is received while a last of the plurality of books is displayed, the next title displayed is that of the first of the plurality of books.

It is preferred that steps of displaying and
25 receiving user-initiated events all be performed using the touchscreen 130 integrated in the electronic book. However, in alternative embodiments of the electronic book which include a series of buttons external to the touchscreen 130, any of the above-described user-initiated
30 events may be received using these buttons.

FIGS. 27 and 28 show flow diagrams of an embodiment of the routine to display pages of text in the electronic book. The steps indicated in these flow diagrams are performed in one embodiment of the step indicated by block
35 402 in FIG. 25.

0 Upon entering the routine, a step of displaying a
current page of the book is performed as indicated by
block 450. The current page includes text from the
current page of the book, a graphical display of a number
of pages remaining in the book, a display of a bookmark
5 graphic if there is a bookmark associated with the current
page, a dog ear graphic if the current page is dog-eared,
and a note marker icon if there is an annotation
associated with the current page. Optionally, the current
page includes graphics from the current page of the book.

10 After displaying the current page, a branching step
is performed, as indicated by block 452, based upon any
user-initiated events which are received. If a user-
initiated event is received which selects a portion of the
text, a step of marking the portion of the text is
15 performed as indicated by block 454. The portion of the
text can be marked either by color or grey scale
highlighting the portion of the text, underlining the
portion of the text, or displaying the portion of the text
in a reverse video form. The portion of the text can be
20 selected directly by a user sliding a finger or a stylus
over the portion of the text. Alternatively, the portion
of the text can be selected indirectly by a menu selection
technique.

 After the portion of the text has been marked, a step
25 of displaying an option selection dialog box is performed
as indicated by block 456. The option selection dialog
box provides a plurality of options to the user, including
a note capture option, a highlighting option, a quote
capture option, and a set bookmark option.

30 As indicated by block 460, a step of receiving a
user-initiated event indicative of a selection of one of
the options is performed. Based upon the selection, a
branching step is performed as indicated by block 462. If
the note capture option is selected, then a step of
35 executing an annotation subroutine is performed as
indicated by block 464. If the quote capture option is

0 selected, then a step of executing a quote capture
subroutine is performed as indicated by block 466. If the
highlighting option is selected, then a step of executing
a highlighting subroutine is performed as indicated by
block 470. If the set bookmark option is selected, then a
5 step of executing a bookmark subroutine is performed as
indicated by block 472.

Upon completing the execution of either the
annotation subroutine, the quote capture subroutine, the
highlighting subroutine, or the bookmark subroutine, a
10 step of determining whether a pacing mode is active is
performed as indicated by block 474. If the pacing mode
is inactive, then flow of the routine is directed back to
block 452 which performs a branching step based upon a
received user-initiated event. If the pacing mode is
15 active, then a step of determining whether a highlighting
mode is active is performed as indicated by block 476. If
the highlighting mode is active then a step of scrolling a
highlight across the current page is performed as
indicated by block 480. Scrolling the highlight across
20 the current page allows pacing of a user's scanning across
the current page. A user can activate the highlighting
mode to help enhance his or her reading speed.

The highlight which is scrolled across the page can
be in the form of either a color or grey scale highlight,
25 an underlining of text, or a reverse video form of text.
If the touchscreen 130 is capable of selective
backlighting, then the highlight can be in the form of a
selective backlighting of a reduced portion of the
touchscreen 130.

30 After scrolling the highlight across the current page
in block 480 or if the highlighting mode is inactive, then
a step of determining whether it is time for displaying a
subsequent page is performed as indicated by block 482.
If the time has not yet come for displaying a subsequent
35 page, then flow is directed back to block 452. If the
time has arrived for displaying a subsequent page, then a

0 step of updating the current page is performed as
indicated by block 484. Next, a step of displaying a
forward page turn in an animated matter is performed as
indicated by block 486. This step includes displaying an
animated sequence of images which simulates a forward
5 flipping of a page. Flow of the routine is then directed
back to block 450 to display the new current page.

With reference to block 452, if a user-initiated
event is received indicative of the user selecting the
note marker icon, then the step of executing the
10 annotation routine indicated by block 464 is performed.
Thereafter, subsequent steps are performed beginning with
the step indicated by block 474.

With reference to the branching step performed in
block 452, if a dog ear user-initiated event is received,
15 then a step of executing a dog ear routine is performed as
indicated by block 490. If the user-initiated event is
indicative of the user selecting the bookmark portion of
the page, then a step of executing a bookmark management
routine is performed as indicated by block 491.
20 Thereafter, subsequent steps are performed beginning with
the step indicated by block 474. Similarly, if no user-
initiated events are received in block 452, then flow of
the routine is directed to the step indicated by block
474.

25 If the user-initiated event is indicative of the user
selecting the page back portion of the page, then flow
from block 452 branches to a step of decrementing the
current page as indicated by block 492. Further, a step
of displaying a backward page turn in an animated matter
30 is performed as indicated by block 494. This step
includes displaying an animated sequence of images which
simulates a backward flipping of a page. The steps
indicated by blocks 486 and 494 give the user the sense or
feel that a page of information is being turned in place,
35 carrying forward the familiar paradigm of turning the page
on a standard paper book.

0 As indicated by block 496, a step of determining
whether the new current page is the title page is
performed after the step of block 494. If the new current
page is the title page, then execution of the routine to
display pages of text in the electronic book is completed
5 as indicated by block 500. If the new current page is any
page but the title page, then flow of the routine is
directed back to block 450 wherein a step of displaying
the new current page is performed.

 If the user-initiated event is indicative of the user
10 selecting the advance page portion of the page, then flow
is directed from the step indicated by block 452 to a step
of incrementing the current page as indicated by block
502. Further, a step of displaying a forward page turn in
an animated matter is performed is indicated by block 504.
15 Flow of the routine is then directed back to block 450
wherein the new, incremented current page is displayed.

 FIG. 29 is a flow diagram of steps performed to
display a current page in the electronic book. These
steps constitute one embodiment of a method of performing
20 the step indicated by block 450 in FIG. 27.

 As indicated by block 510, a step of displaying text
from the current page of the book is performed. The text
is displayed in accordance with a primary font parameter
and a primary size parameter. If there is any
25 highlighting associated with a portion of the text on the
current page, then a step of displaying the portion of the
text in a highlighted manner is performed as indicated by
block 512. If any graphical information is included in
the current page, then a step of displaying the graphical
30 information is performed as indicated by block 513.

 As indicated by block 514, a step of graphically
displaying a number of pages remaining in the book is
performed. The number of pages remaining in the book can
be displayed in the sixth portion 188 of the touchscreen
35 130 as illustrated in FIG. 4. The number of pages
remaining in the book can be graphically displayed using

0 either an image of a number of pages, a dark line as a
drop shadow, or a group of parallel lines to indicate
relative depth by page number in a given document. When
the current page is one of the early pages in the book,
the drop shadow or graphical image depth is relatively
5 deep, indicating that there is a significant portion of
the book remaining to be read. When the current page is
near the middle of the book, the drop shadow or graphical
image depth is half as deep. When nearing the end of the
book, the drop shadow or graphical image depth becomes
10 very thin indicating that the reader is almost at the end
of the book. As a result, the user can determine at a
glance how much of the book has been read, and their
relative position within the book just as a standard paper
book. As an alternative to using a top portion of the
15 touchscreen for graphically displaying the number of pages
remaining in the book, a side edge and/or a bottom edge of
the touchscreen 130 can be utilized to provide this
graphical display.

As indicated by block 516, a step of determining if a
20 bookmark is associated with the current page is performed.
If a bookmark is associated with the current page, then a
step of displaying a bookmark graphic is performed as
indicated by block 520.

As indicated by block 522, a step of determining if
25 the current page is dog-eared is performed. If the
current page is dog-eared, then a step of displaying a dog
ear graphic is performed as indicated by block 524.

As indicated by block 526, a step of determining
whether an annotation exists for the current page is
30 performed. If there is an annotation associated with the
current page, then a step of displaying a note marker icon
is performed as indicated by block 530.

FIG. 30 is a flow diagram of steps performed in an
embodiment of an annotation routine. Such an annotation
35 routine is executed in the step indicated by block 464 in
FIG. 28.

0 As indicated by block 540, a step of displaying a
window for displaying the annotation is performed. As
indicated by block 542, a step of displaying a soft
keyboard on the touchscreen 130 is performed. The soft
keyboard is provided to receive a plurality of keystroke
5 events to form the annotation.

 After displaying the soft keyboard and the annotation
window, a step of receiving a keystroke event is performed
as indicated by block 544. As indicated by block 546, a
branching operation is performed based upon the keystroke
10 event received in block 544. If the keystroke event is
indicative of the user selecting either an alphanumeric
key or a symbolic key on the soft keyboard, then a step of
displaying a character associated with the key is
performed as indicated by block 560. The character
15 associated with the key is displayed within the annotation
window. After displaying the character, flow of the
routine is directed back to block 544 wherein a subsequent
keystroke event is received.

 Referring back to the branching step indicated by
20 block 546, if the keystroke event is indicative of a user
selecting the close key from the soft keyboard, then a
step of closing the soft keyboard is performed as
indicated by block 562. A step of closing the annotation
window is also performed, as indicated by block 564. As
25 indicated by block 566, a step of displaying a note marker
icon on the page is performed. Thereafter, execution of
the annotation subroutine is completed.

 With reference again to the branching step performed
in block 546, if the keystroke event is indicative of the
30 user selecting the notes collection key, then a step of
communicating the annotation to an external personal
computer is performed as indicated by block 570. After
communicating the annotation to the personal computer,
flow of the routine is directed back to block 544 wherein
35 a subsequent keystroke event is received.

 FIG. 31 is a flow diagram of steps performed in an

0 embodiment of a quote capture subroutine. Such a quote
capture subroutine can be performed to provide the step
indicated by block 466 in FIG. 28.

Prior to entering the quote capture subroutine, a
user-initiated event was received in the electronic book
5 which selects a portion of the text displayed on the
touchscreen. After receiving the user-initiated event, a
plurality of text marking options, including a quote
capture option, is displayed, and a user-initiated event
indicative of a user selecting the quote capture option is
10 received.

As indicated by block 580, a step of storing quote
data representative of the portion of the text is
performed. The quote data is stored in the internal
machine-readable storage medium 154 illustrated in FIG. 3.

15 As indicated by block 582, a step of storing source
data which identifies the source of the quote data is
performed. The source data can be representative of the
author of the book, the title of the book, a copyright
date of the book, and/or a publisher of the book. The
20 source data is stored in the internal machine-readable
storage medium 154 from FIG. 3.

As indicated by block 584, a step is performed of
maintaining the quote data and the source data in the
internal machine-readable storage medium when the
25 removable machine-readable storage medium is removed from
the electronic book. As a result of this step, subsequent
steps can be performed based upon the quote data and the
source data when the removable machine-readable storage
medium is removed. Specifically, a step of retrieving the
30 quote data and the source data from the internal machine-
readable storage medium can be performed when the
removable machine-readable storage medium is removed from
the electronic book. Thereafter, a step of displaying the
portion of the text represented by the quote data and
35 source information represented by the source data can be
performed.

0 FIG. 32 is a flow diagram of steps performed in an embodiment of a dog ear subroutine. Such a dog ear subroutine is executed in the step indicated by block 490 in FIG. 27.

5 As indicated by block 590, a step is performed of determining a duration in which a dog ear portion of the touchscreen is held. A step of comparing the duration to a predetermined threshold is performed as indicated by block 592. The predetermined threshold can be about a second. If the duration is less than the predetermined threshold,
10 then a step of determining whether the current page has a dog ear is performed as indicated by block 594. If the current page does not have a dog ear, then a step of storing an indication that the current page be dog-eared is performed as indicated by block 596. Further, a step
15 of displaying a dog ear graphic in an upper corner portion of the touchscreen 130 is performed as indicated by block 600. Thereafter, execution of the dog ear subroutine is completed.

20 With reference to blocks 592 and 594, if the duration is greater than or equal to the predetermined threshold or if the current page is already dog-eared, then a step of displaying a dog-eared dialog box is performed as indicated by block 602. Within the dog-eared dialog box, a list of all marked pages is displayed. Further, an
25 option to show marks corresponding to all of the marked pages along an edge of each page is displayed.

 As indicated by block 604, a user-initiated event is received. As indicated by block 606, a branching step is performed based upon the user-initiated event received.
30 If the user-initiated event is indicative of a user selecting a page number from the list of marked pages, then a step of setting the current page to the selected page number is performed as indicated by block 610. If the user-initiated event is indicative of the user
35 selecting the marking option, then a step of displaying marks corresponding to the dog-eared pages along an edge

0 of the page is performed as indicated by block 612.

FIG. 33 is a flow diagram of steps performed in an embodiment of a pacing control subroutine. The pacing control subroutine is executed in the step indicated by block 472 in FIG. 25.

5 As indicated by block 620, a step of determining a number of pages remaining in the book is performed. As indicated by block 622, a step of determining a current reading pace of the user is performed.

Based upon the number of pages remaining in the book,
10 a step of calculating one or more estimated completion times is performed as indicated by block 624. A first estimated completion time can be calculated by dividing the number of words or pages remaining in the book by the current reading pace of the user. As a result, the first
15 estimated completion time estimates how long it would take the user to complete the book at his or her current reading pace. A second estimated completion time is calculated by dividing the number of words or pages remaining in the book by a desired reading pace. The
20 second estimated completion time estimates how long it would take the user to complete the book at the desired reading pace.

As indicated by block 626, a step of displaying each estimated completion time is performed. Each estimated
25 completion time can be displayed within a corresponding sentence as illustrated in FIG. 15.

As indicated by block 630, a step of calculating a necessary reading pace to satisfy a predetermined reading goal is performed. The predetermined reading goal can be
30 in the form of a time duration within which a user wishes to complete the pages remaining in the book. Here, the necessary reading pace is calculated by dividing the number of pages remaining in the book by the time duration. A step of displaying the necessary reading pace
35 to satisfy the reading goal is then performed as indicated by block 632.

0 As indicated by block 634, a step of displaying one
or more graphical pacing controls is performed. As
illustrated in FIG. 15, the one or more graphical pacing
controls can include a graphical slider bar such as the
graphical slider bar 294 used for modifying the desired
5 reading pace, and a graphical switch such as the graphical
switch 296 which is used for enabling and disabling an
automatic pacing of the text using a pacing routine.

 As indicated by block 636, a user-initiated event is
received. As indicated by block 640, if the user-
10 initiated event is indicative of the user selecting the
page back portion of the touchscreen 130, then execution
of the pacing control subroutine is terminated. Upon
terminating the pacing control subroutine, the system
control page is displayed on the touchscreen 130.

15 If the user-initiated event is not indicative of the
user selecting the page back portion, then a step of
updating a pacing parameter based on the user-initiated
event is performed as indicated by block 642. Examples of
the pacing parameter include the desired reading pace and
20 the reading goal. After updating the pacing parameter,
flow of the subroutine is directed back to block 624 to
recalculate an estimated completion time and the necessary
reading pace.

 FIG. 34 is a flow diagram of steps performed in an
25 embodiment of the font selection subroutine. The font
selection subroutine is executed in block 414 in the event
loop of FIG. 25.

 As indicated by block 650, a step of displaying a
plurality of words using a corresponding plurality of
30 combinations of different fonts and different sizes is
performed. More specifically, each word is displayed
using a specific font and a specific size in accordance
with the combination corresponding thereto. Optionally,
the step of displaying the plurality of words can include
35 displaying a respective font name for each of the
combinations. As another option, the step of displaying

0 the plurality of words can include displaying a single
textual expression using the corresponding plurality of
combinations.

As indicated by block 652, a step of receiving a
user-initiated event indicative of the user selecting one
5 word of the plurality of words is performed. This
selection indicates which font/size combination is desired
by the user.

As indicated by block 654, a step of updating a
primary font parameter and a primary size parameter is
10 performed. The primary font parameter and the primary
size parameter are updated in accordance with the
font/size combination selected by the user. As indicated
by block 656, a step of automatically returning to
displaying the title page is performed after receiving the
15 user-initiated event selecting the one word. Thereafter,
a subsequent step of displaying text of a book includes
displaying the text using the primary font in a size at
least the primary size.

FIG. 35 is a flow diagram of steps performed in an
20 embodiment of the system control subroutine. The system
control subroutine is executed in the step indicated by
block 416 in the event loop of FIG. 25.

As indicated by block 660, a step of displaying a
plurality of graphical controls for setting system
25 parameters is performed. The system parameters can
include display parameters such as a contrast parameter, a
tint parameter, and a color parameter. The system
parameters can also include a sound parameter.

As indicated by block 662, a step of receiving a
30 user-initiated event is performed. If the user-initiated
event is indicative of the user selecting the page back
portion of the touchscreen, as indicated by block 664,
then execution of the system control subroutine is
completed. For other user-initiated events, a step of
35 updating a system parameter is performed as indicated by
block 668.

0 Thus, there has been described herein a concept, as
well as several embodiments including preferred
embodiments of an electronic book and a method of
selecting a primary font and a primary size for displaying
text therewith.

5 Because the various embodiments of the present
invention allow a user to select a desired font/size
combination for displaying textual information by viewing
a plurality of words displayed in a plurality of font/size
combinations and directly selecting the desired font/size
10 combination therefrom, they provide a significant
improvement in that the user can simultaneously select the
font and the size using a single user-initiated event.
Further, the user can view how words appear in all of the
font/size combinations to aid in selecting the desired
15 font/size combination.

 Additionally, the various embodiments of the present
invention automatically return to a predetermined page in
the book after receiving the font/size selection in order
to reduce the number of user-initiated actions required
20 for the selection.

 It will be apparent to those skilled in the art that
the disclosed invention may be modified in numerous ways
and may assume many embodiments other than the preferred
form specifically set out and described above.

25 Accordingly, it is intended by the appended claims to
cover all modifications of the invention which fall within
the true spirit and scope of the invention.

 What is claimed is:

0 Claims

1. A method of selecting a primary font and a primary size for displaying text in an electronic book having a book-shaped housing, the primary font selected
5 from a plurality of fonts, the primary size selected from a plurality of sizes, the method comprising the steps of:
displaying a plurality of words using a corresponding plurality of combinations of the plurality of fonts and the plurality of sizes;
10 receiving a user-initiated event in which one word of the plurality of words is selected;
updating the primary font to a font with which the one word is displayed; and
updating the primary size to a size in which the one
15 word is displayed.
2. The method of claim 1 further comprising the steps of:
prior to displaying the plurality of words,
20 displaying a page of a book including a plurality of control options, the plurality of control options including a font selection option; and
receiving a second user-initiated event in which the font selection option is selected;
25 wherein the step of displaying the plurality of words is performed in response to receiving the second user-initiated event.
3. The method of claim 1 further comprising the
30 step of displaying text of a book represented by machine-readable data contained in a machine-readable storage medium after updating the primary size, wherein the text is displayed in a size at least the primary size.

0

4. The method of claim 1 wherein the step of displaying the plurality of words includes displaying a single textual expression using the corresponding plurality of combinations.

5

5. The method of claim 1 wherein the step of displaying the plurality of words includes displaying a respective font name for each of the plurality of combinations.

10

6. An electronic book comprising:

a book-shaped housing having a first housing member pivotably connected to a second housing member to open and close in a book-like manner;

15

a processor housed by the book-shaped housing, the processor operative to read machine-readable data from a machine-readable storage medium installed in the electronic book, the machine-readable data representative of text from a book; and

20

a touchscreen integrated in the book-shaped housing to be accessible when the book-shaped housing is opened in the book-like manner, the touchscreen in communication with the processor to select a primary font and a primary size for displaying the text from the book, wherein the primary font is selected from a plurality of fonts and the primary size is selected from a plurality of sizes, the touchscreen operative to display a plurality of words using a corresponding plurality of combinations of the plurality of fonts and the plurality of sizes and to receive a user-initiated event in which one word of the plurality of words is selected;

35

wherein the primary font is updated to a font with which the one word is displayed, and wherein the primary size is updated to a size in which the one word is displayed.

0

7. The electronic book of claim 6 wherein prior to displaying the plurality of words, the touchscreen displays a page of a book having a plurality of control options which include a font selection option and receives a second user-initiated event in which the font selection option is selected, and wherein the touchscreen displays the plurality of words in response to receiving the second user-initiated event.

5

10

8. The electronic book of claim 6 wherein the touchscreen displays the text from the book after updating the primary size, wherein the text is displayed in a size at least the primary size.

15

9. The electronic book of claim 6 wherein the touchscreen displays the plurality of words by displaying a single textual expression using the corresponding plurality of combinations.

20

10. The electronic book of claim 6 wherein the touchscreen displays the plurality of words by displaying a respective font name for each of the plurality of combinations.

25

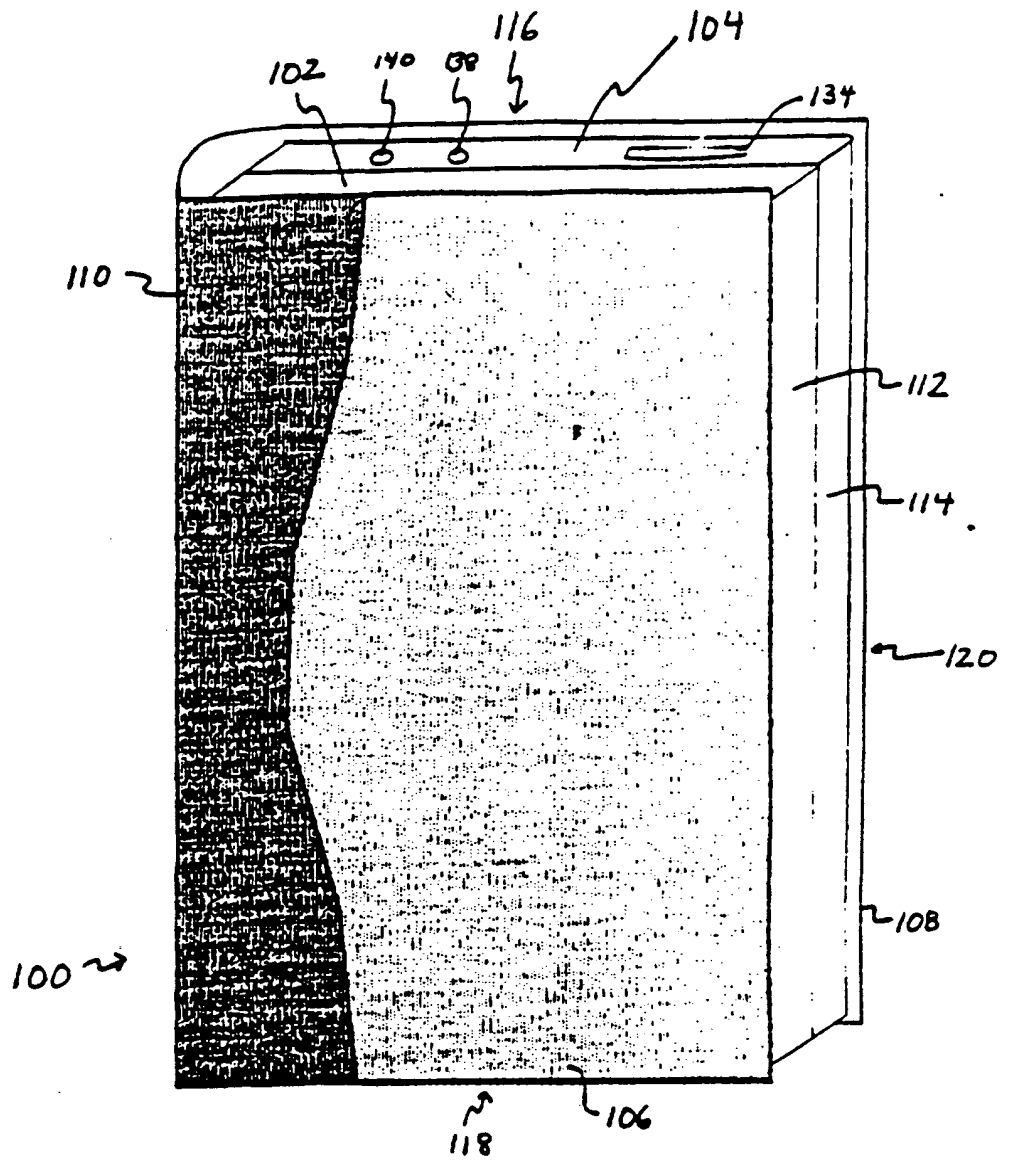


FIG. 1

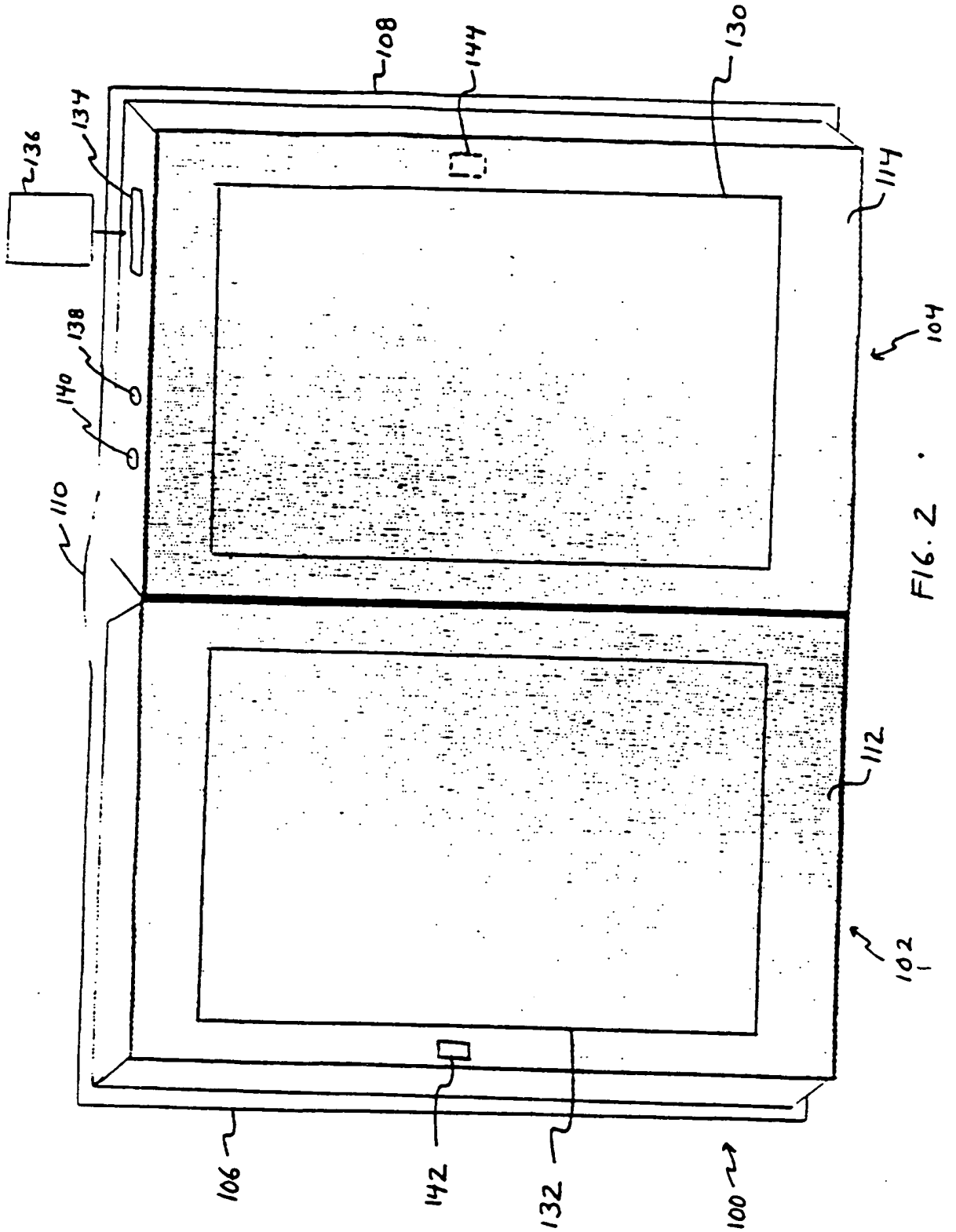


FIG. 2

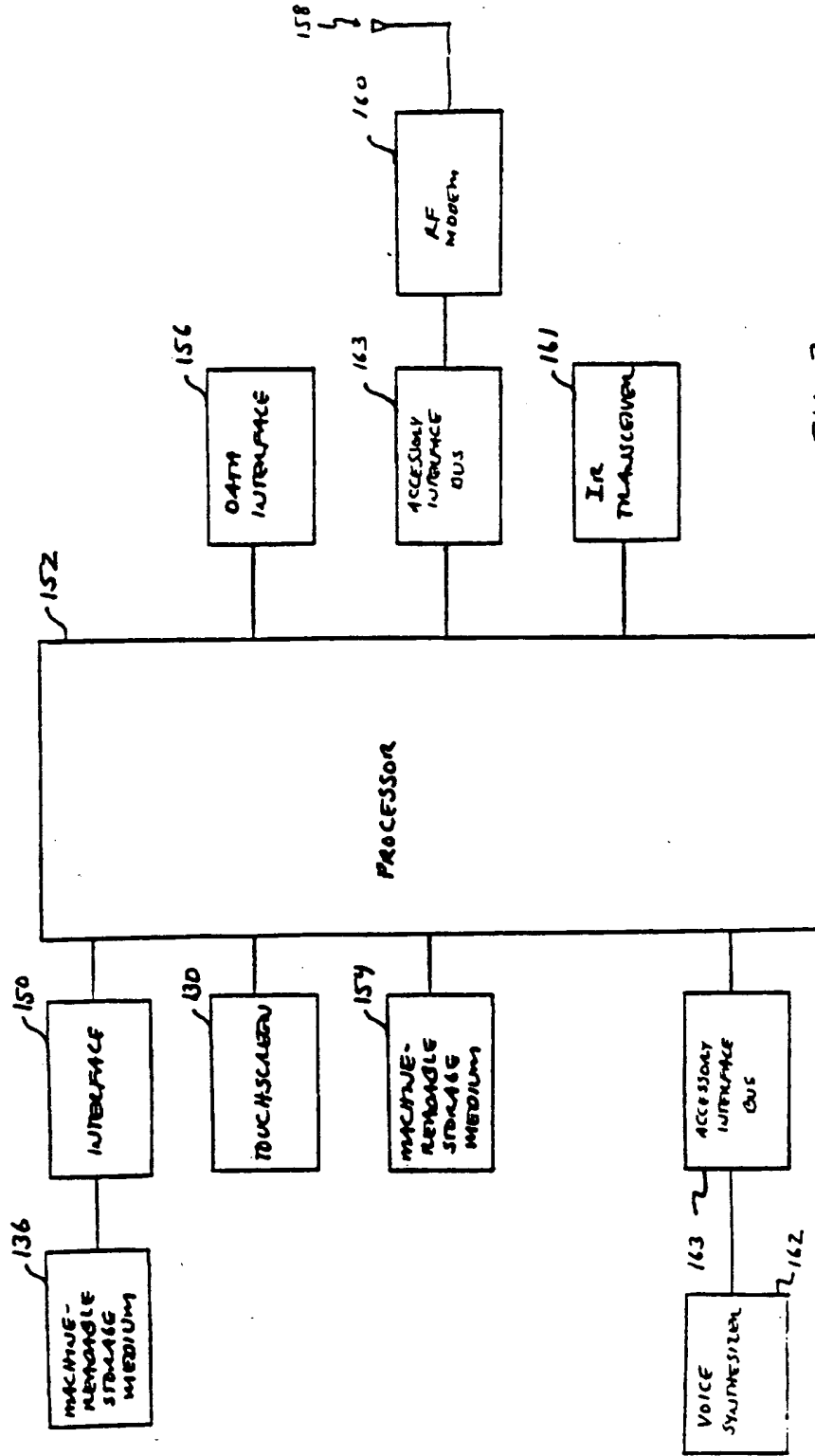


FIG. 3

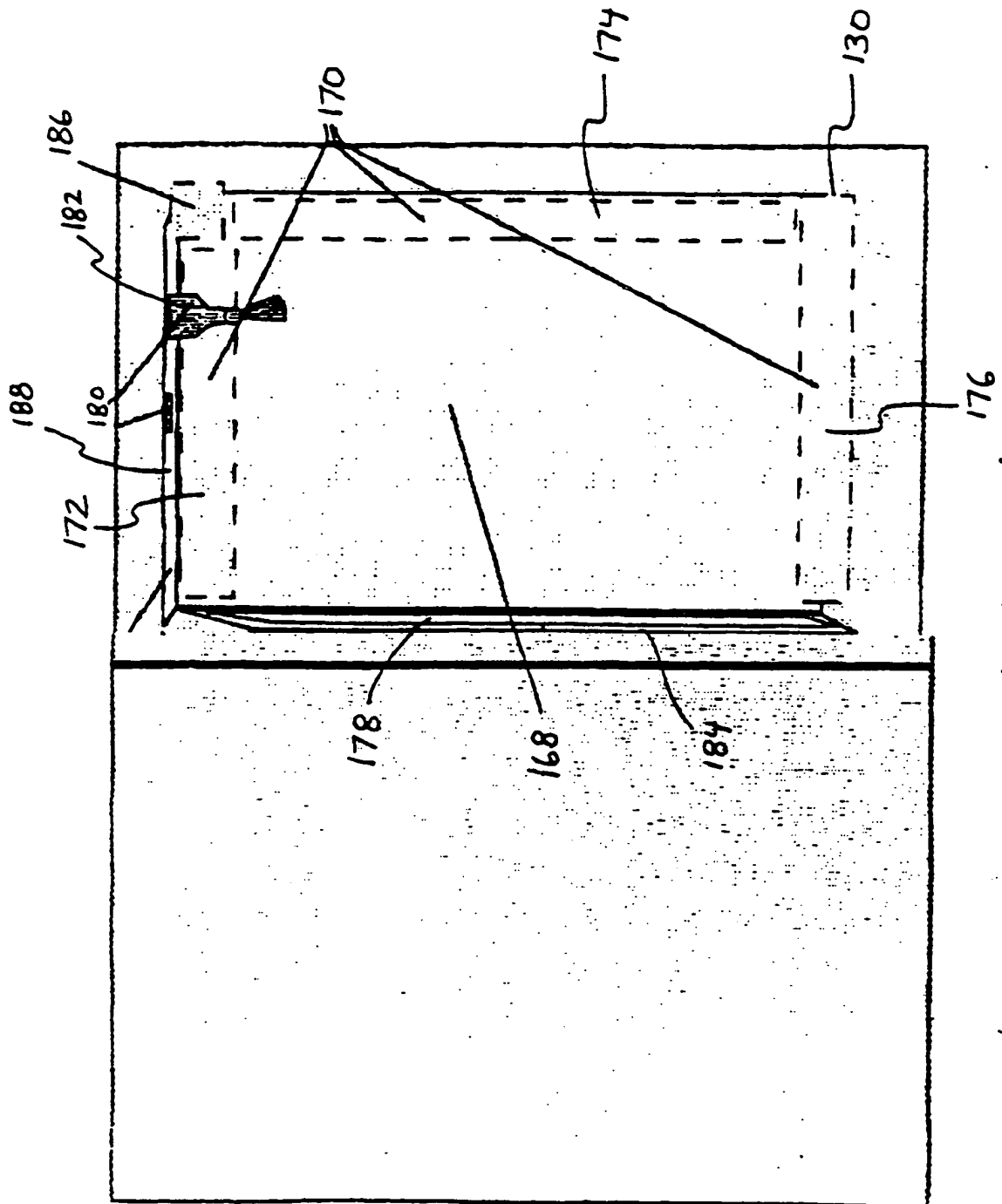


FIG. 4

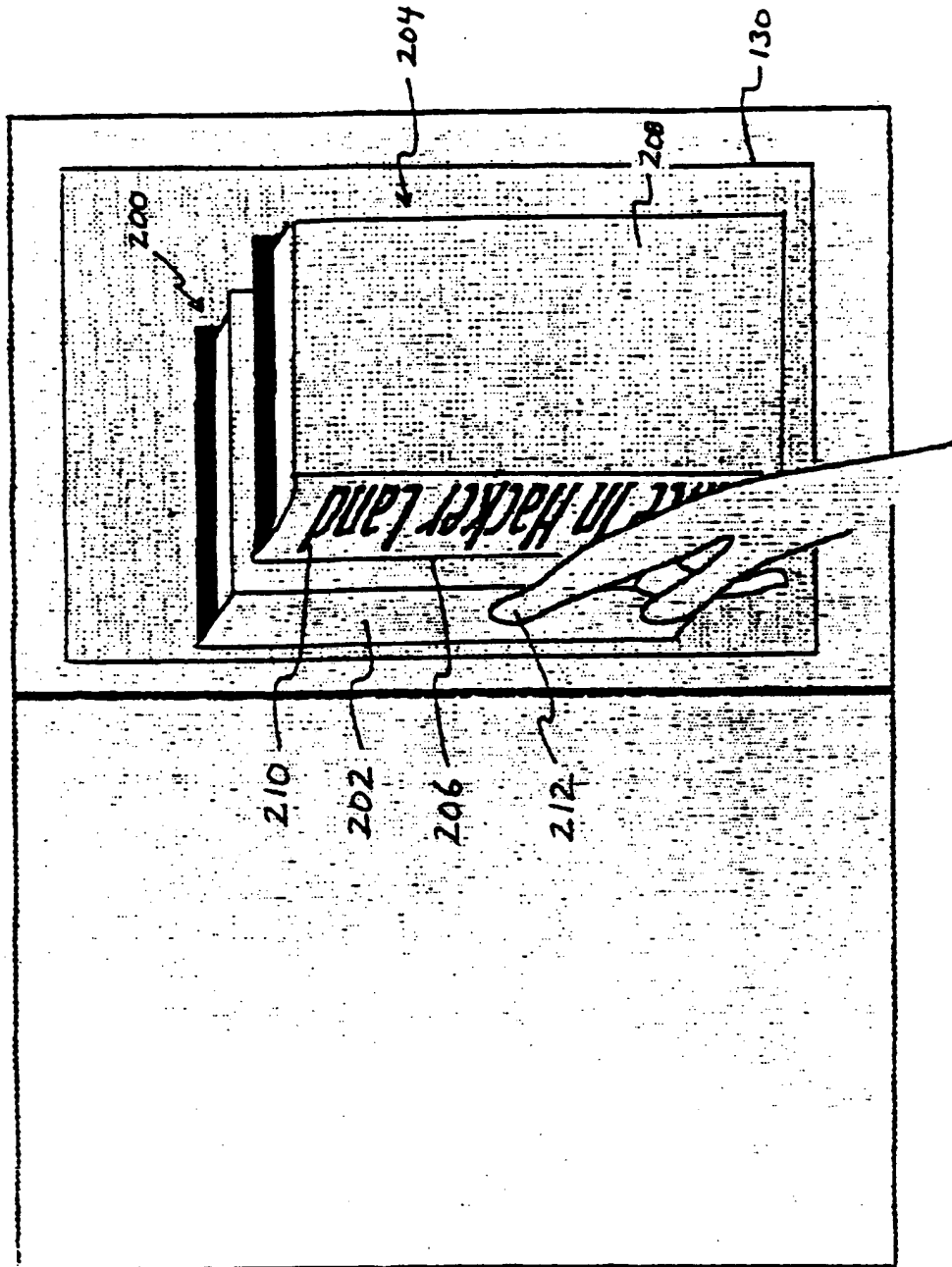


FIG. 5

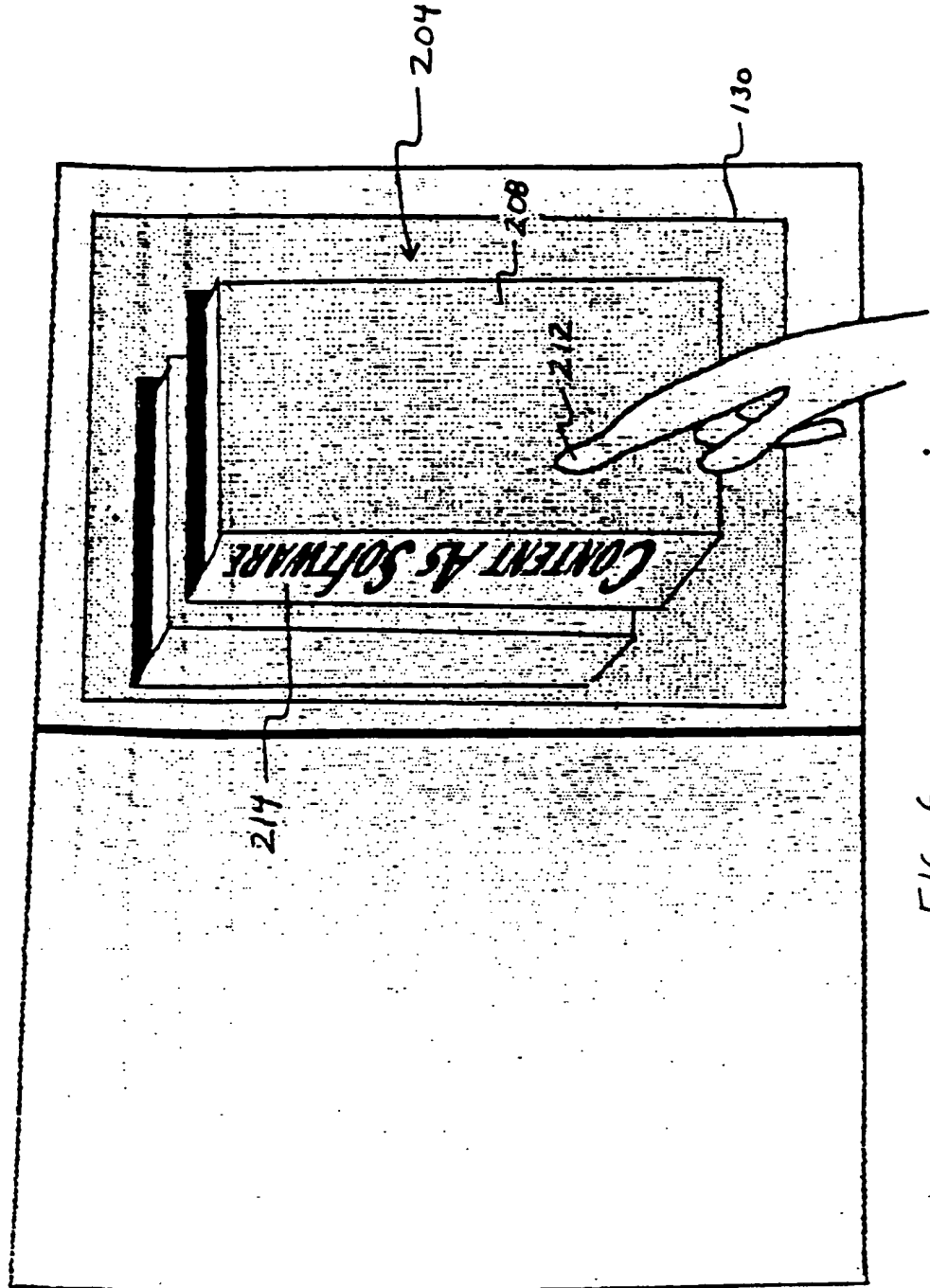


FIG. 6

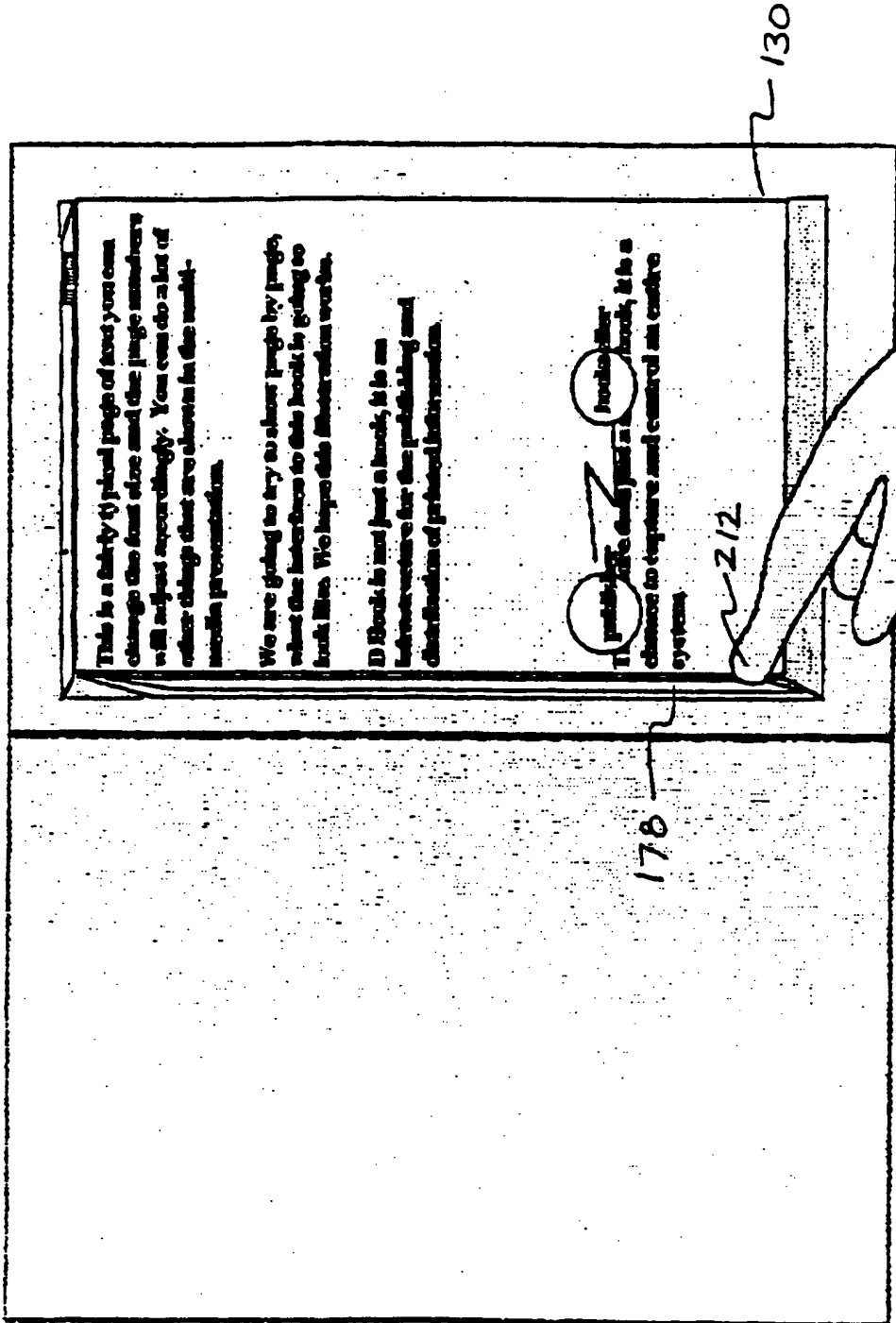


FIG. 7

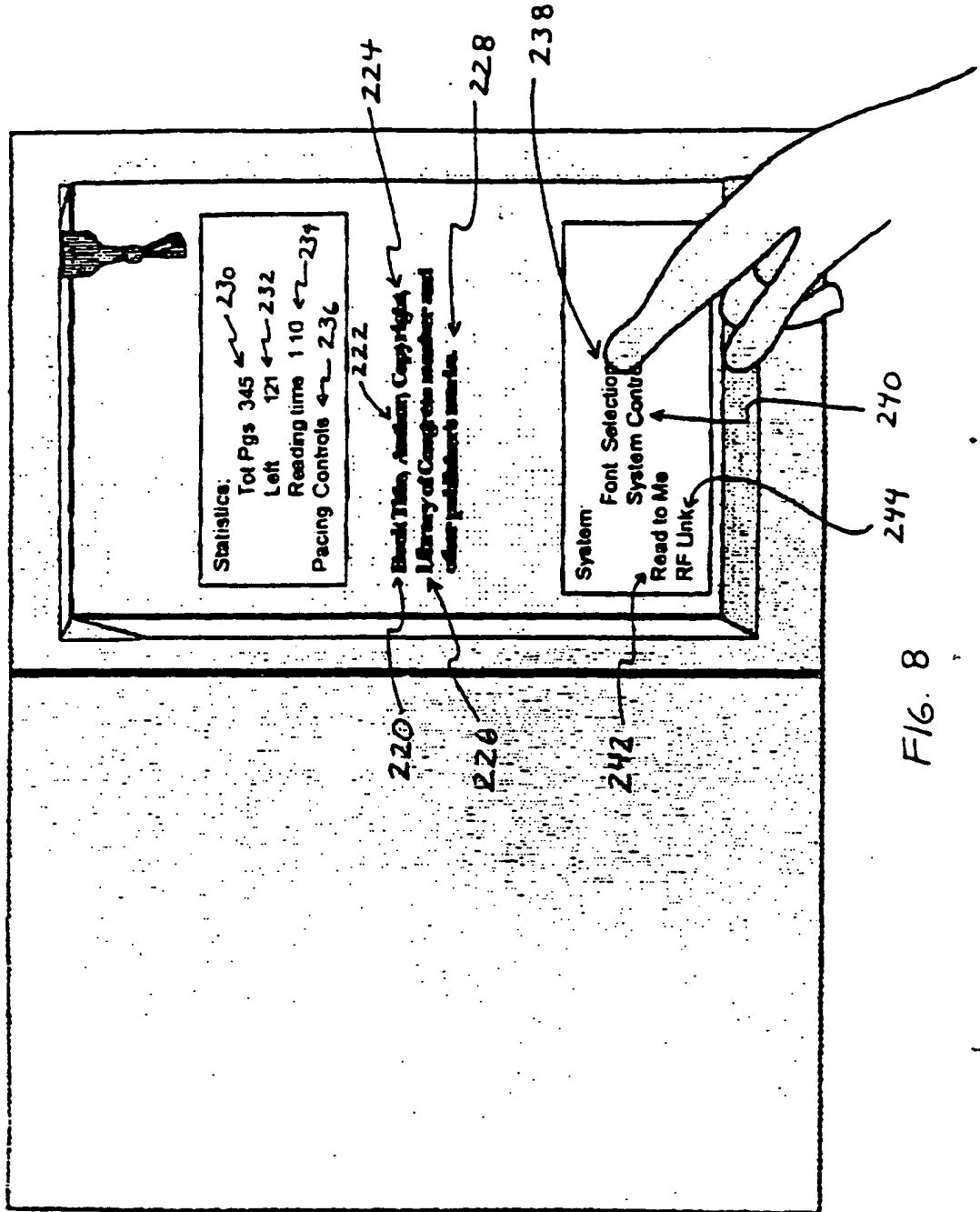


FIG. 8

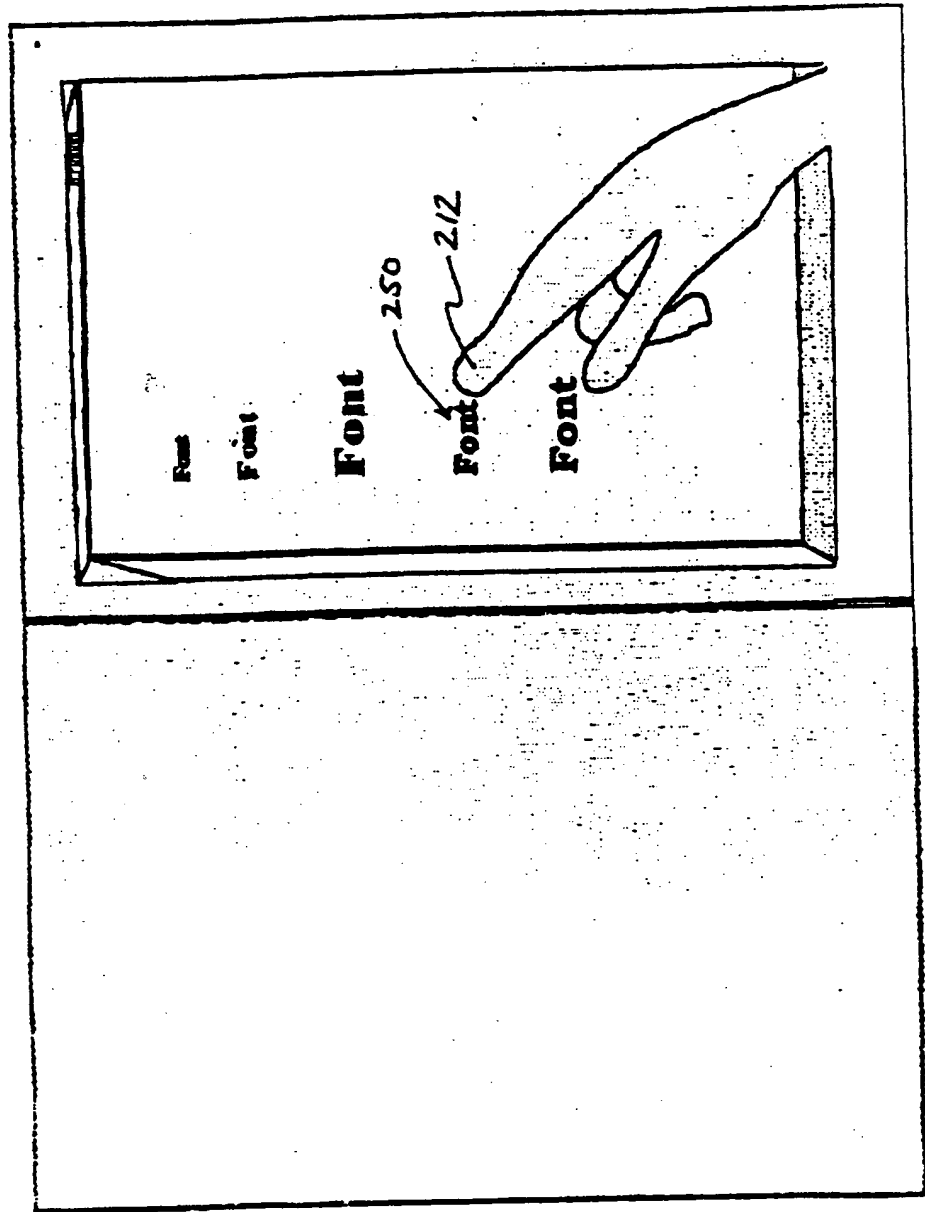


FIG. 9

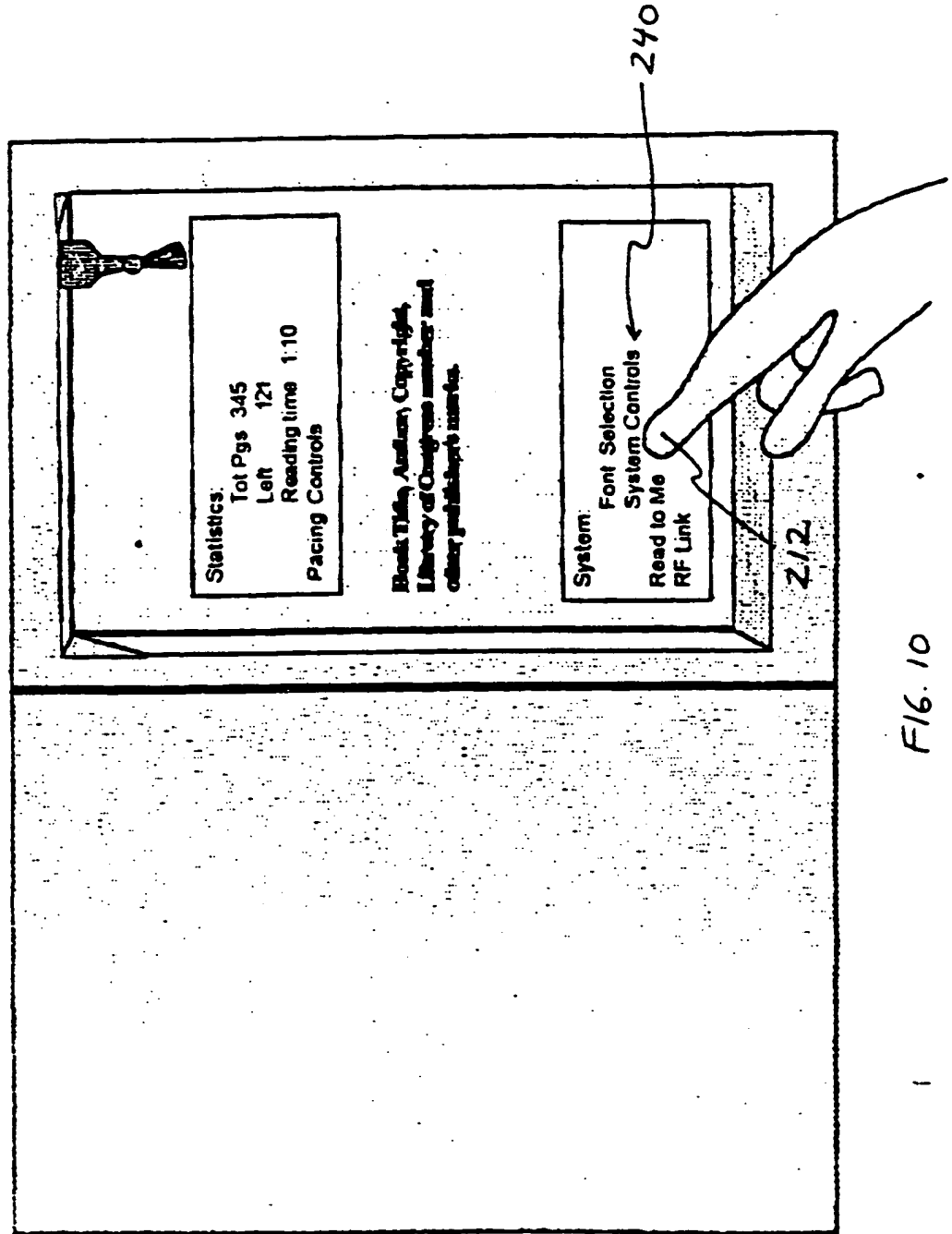


FIG. 10

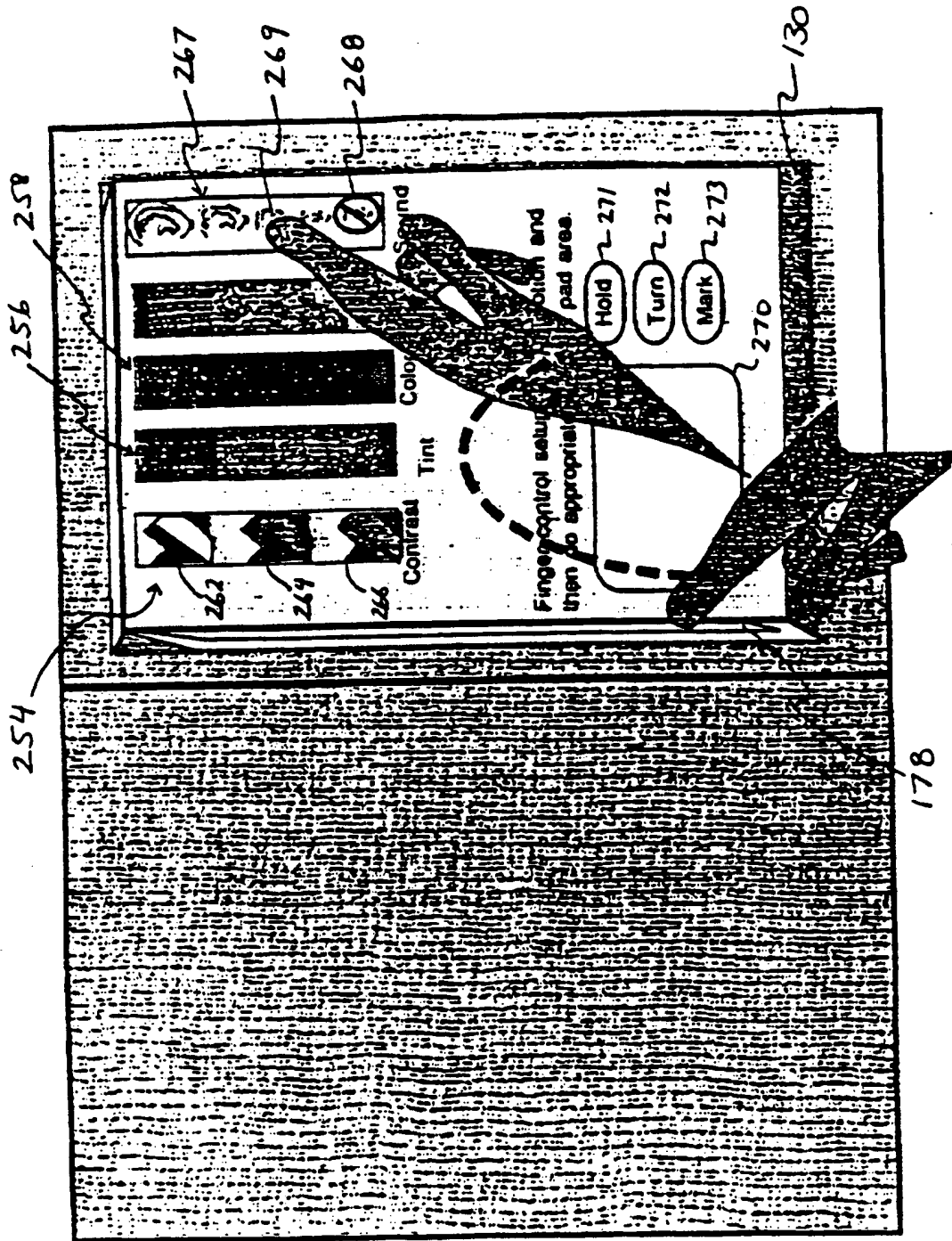


FIG. 11

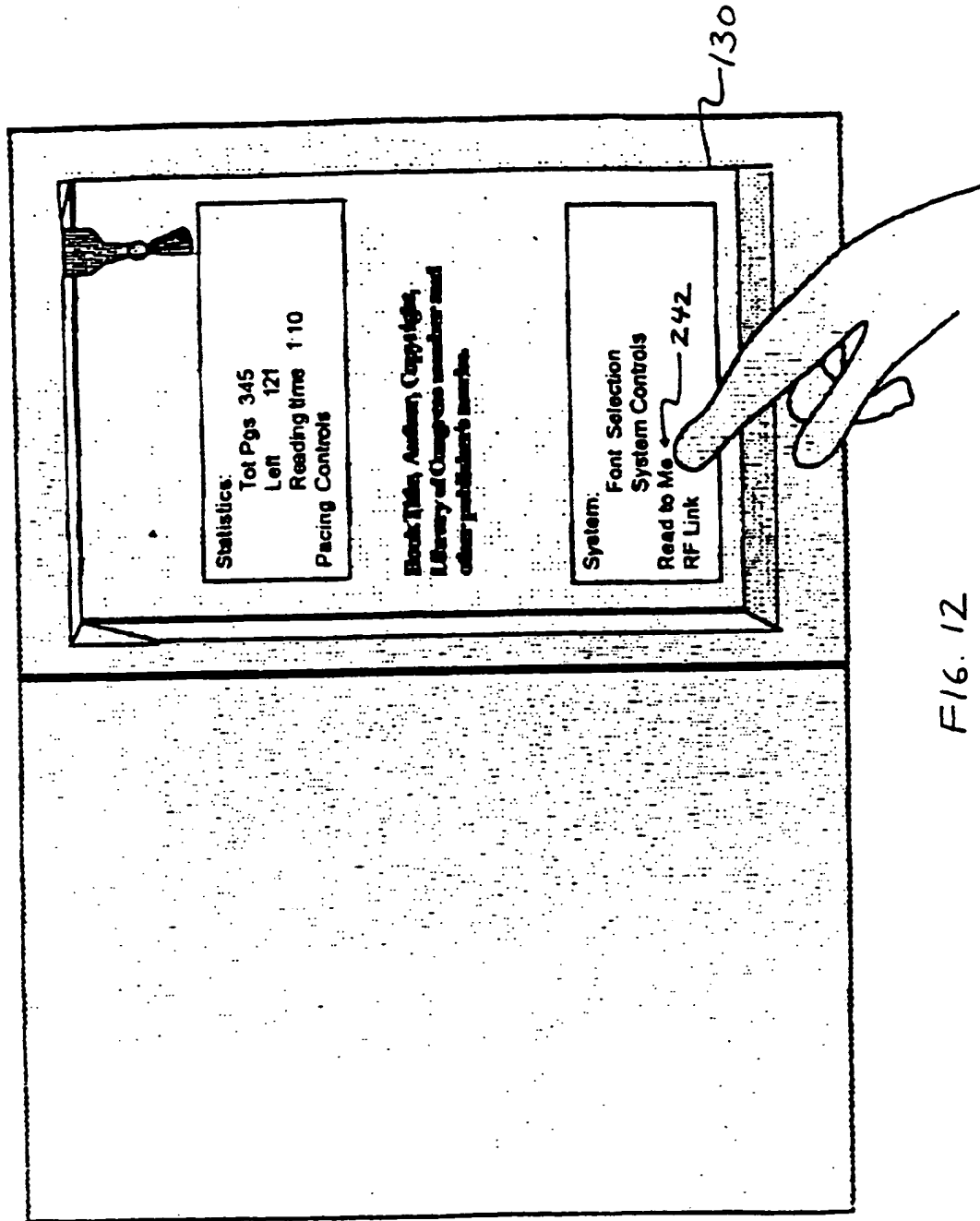
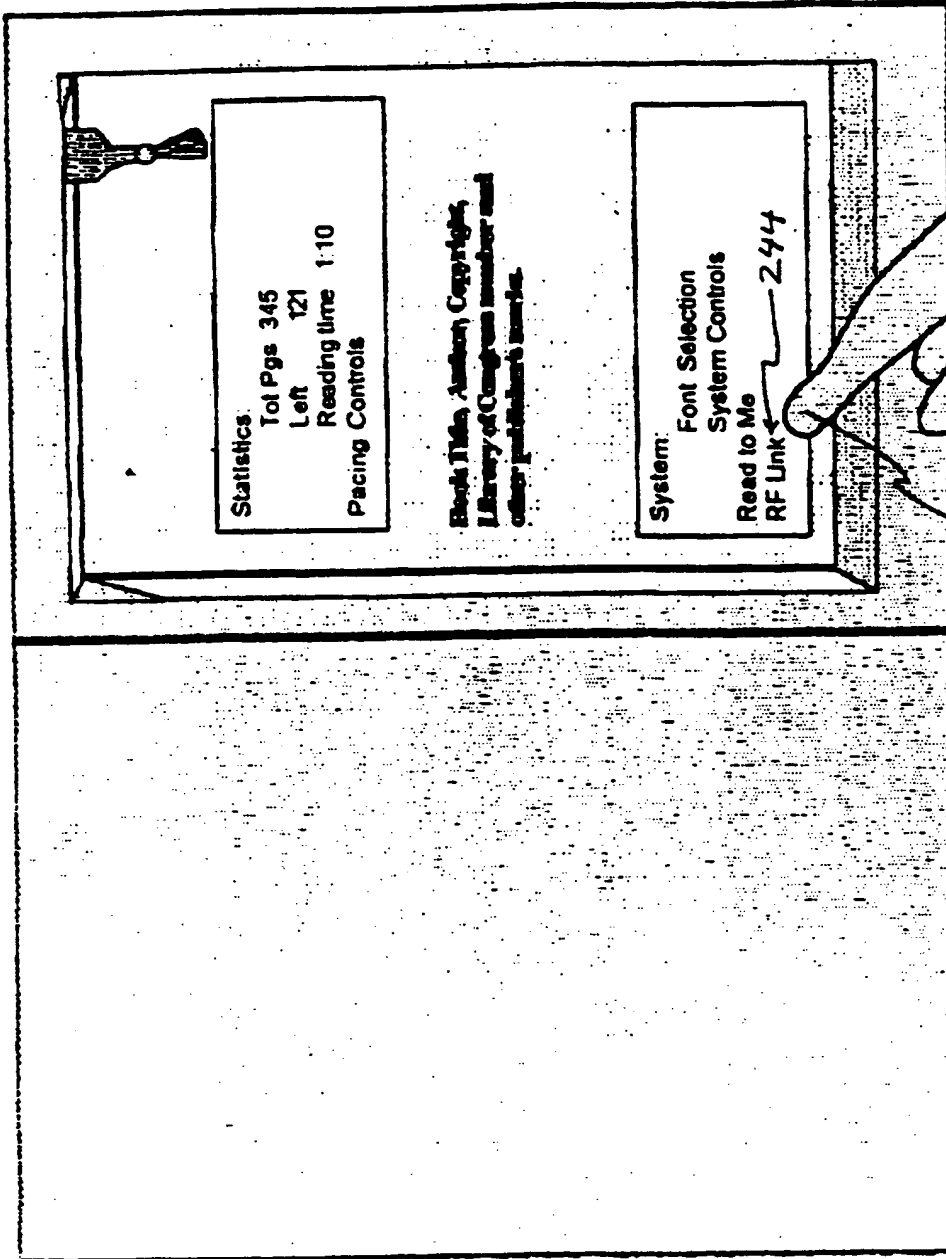


FIG. 12



212

FIG. 13

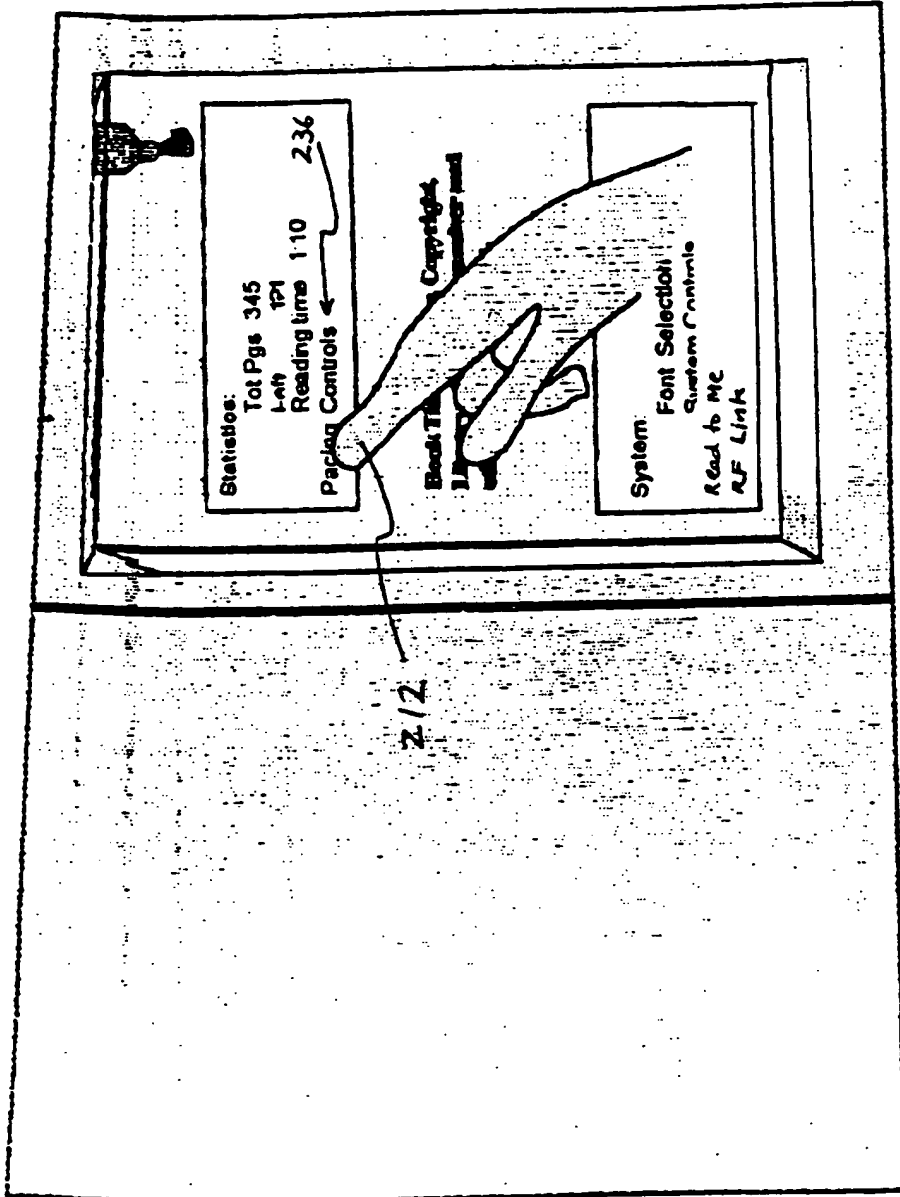


FIG. 14




FIG. 15

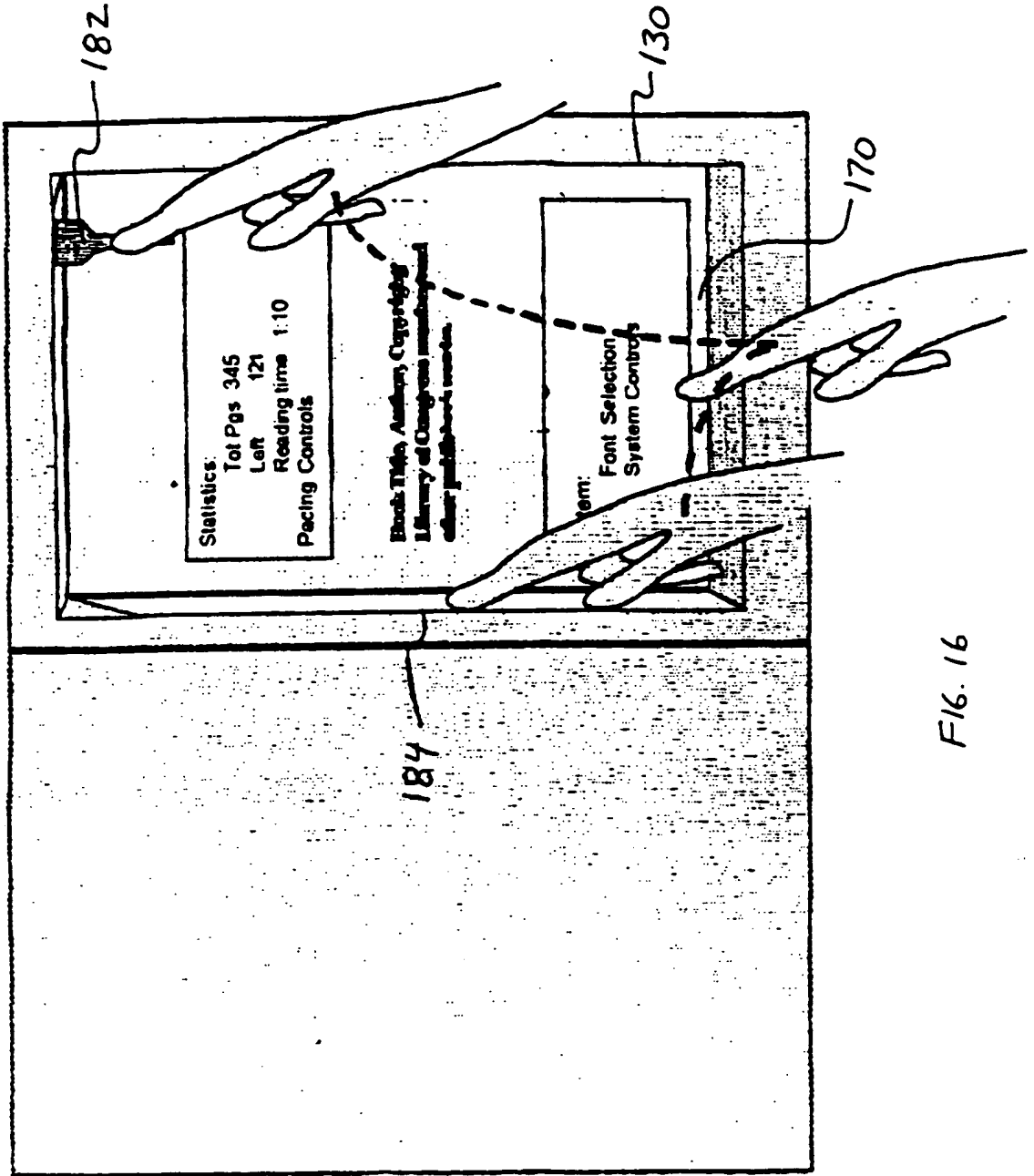


FIG. 16

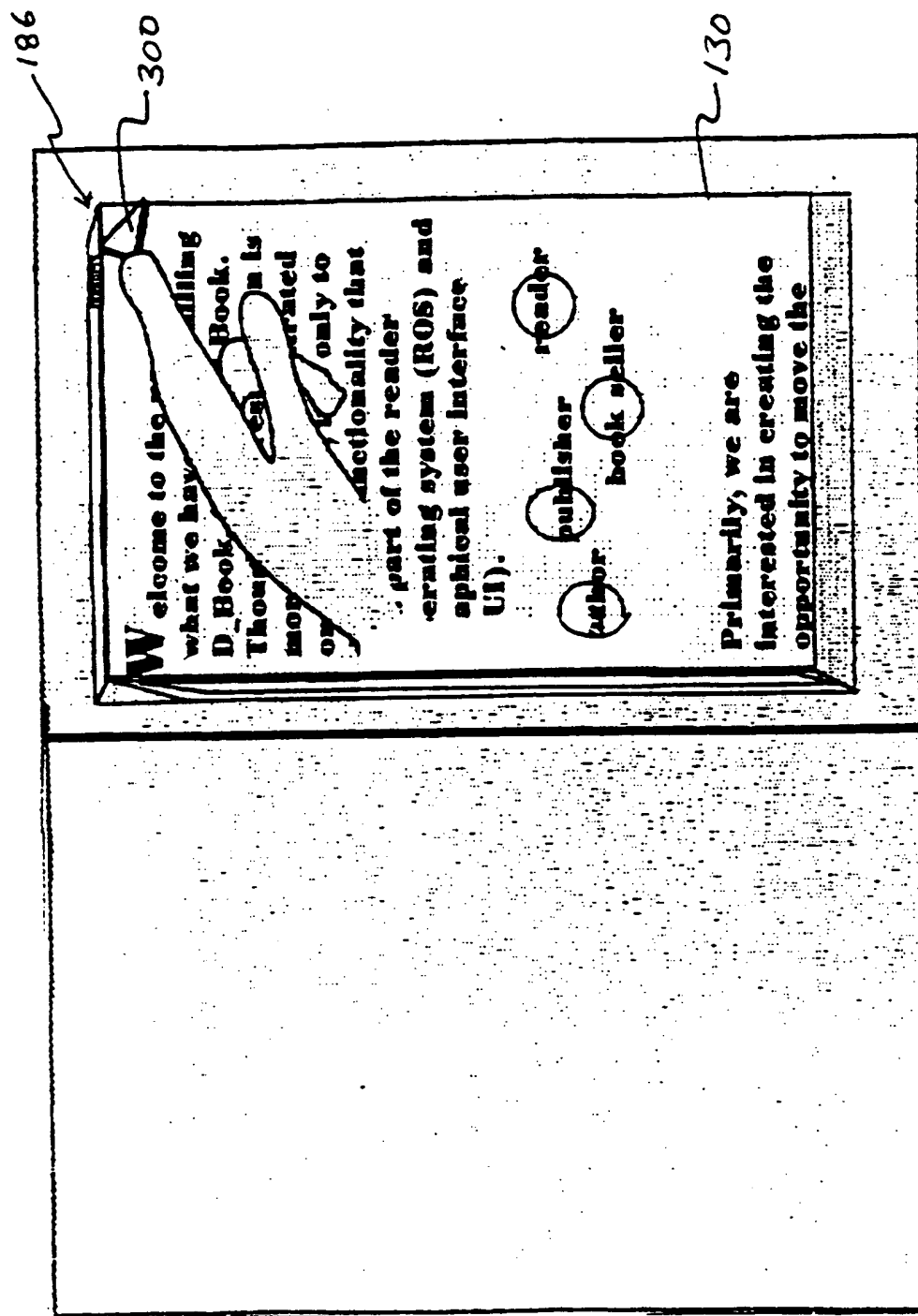


FIG. 17

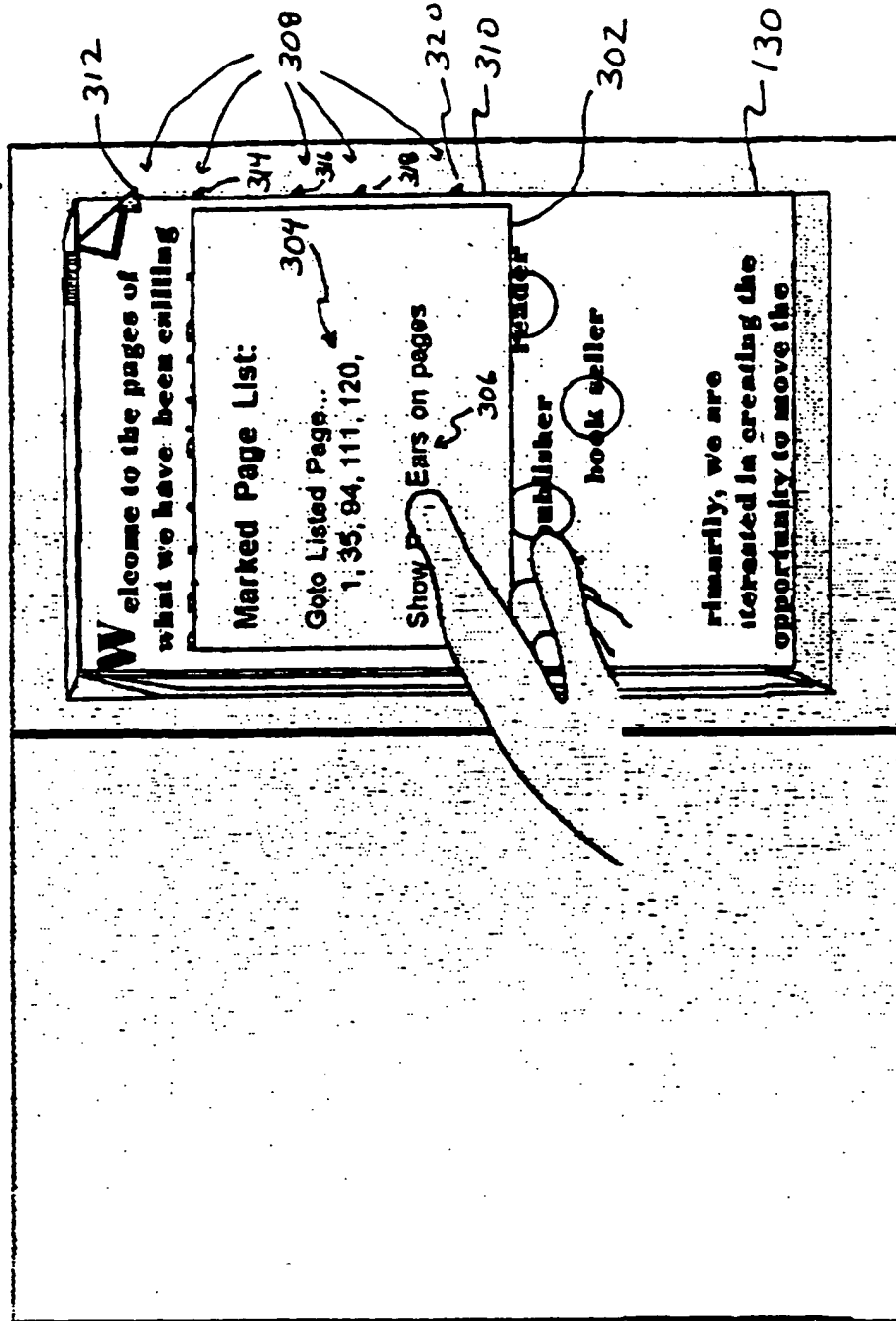


FIG. 18

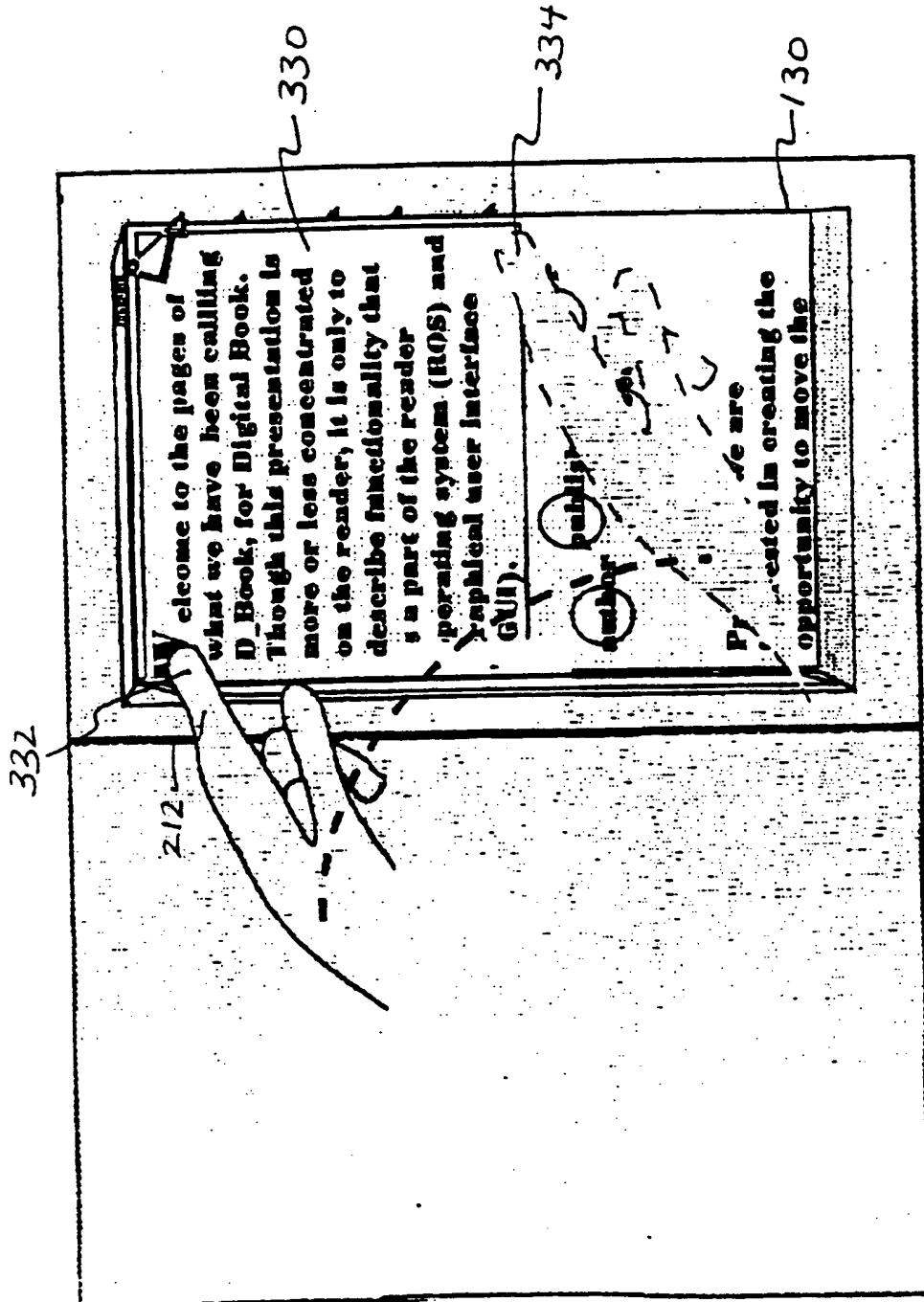
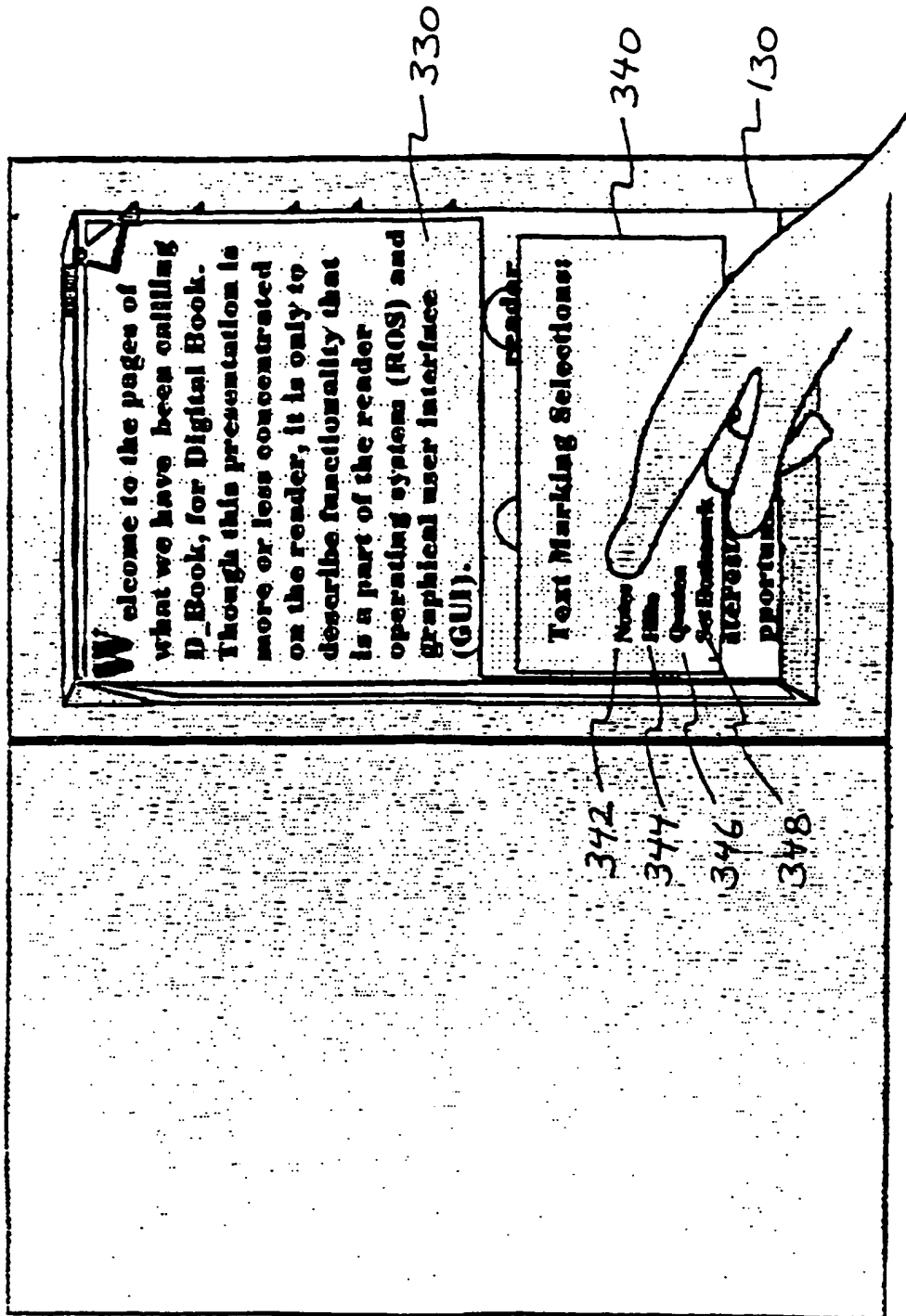


FIG. 19



F/6. 20

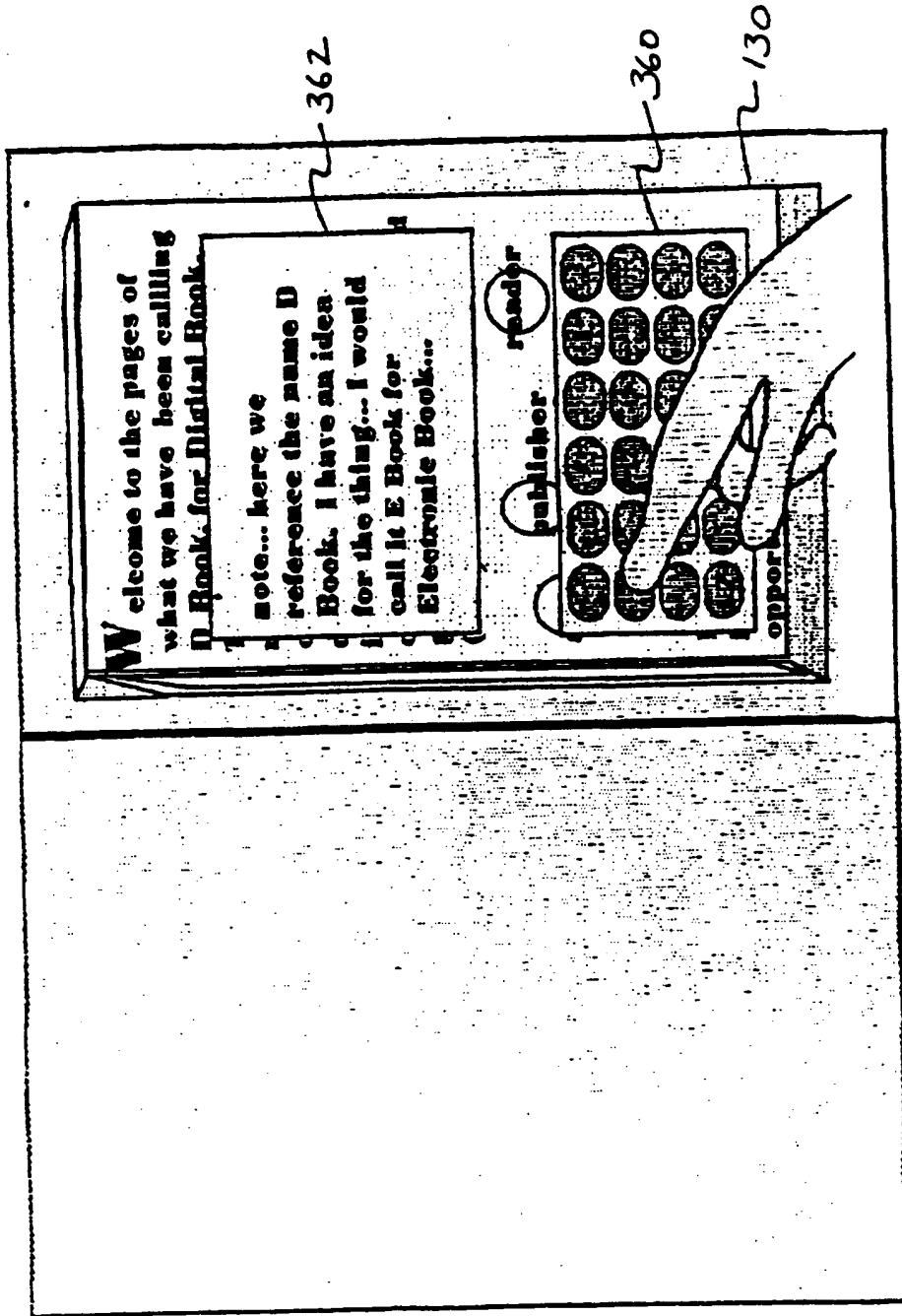


FIG. 21

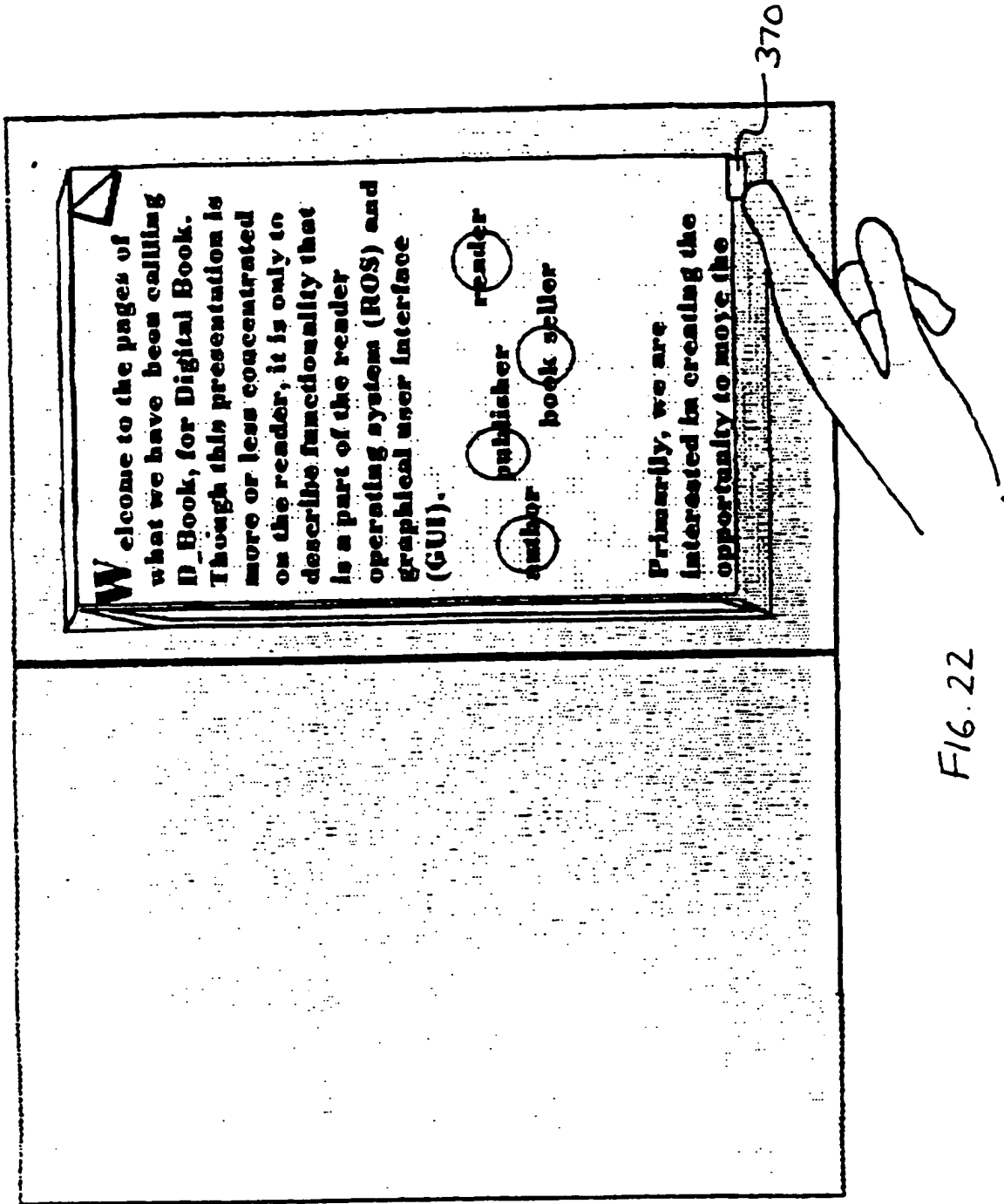
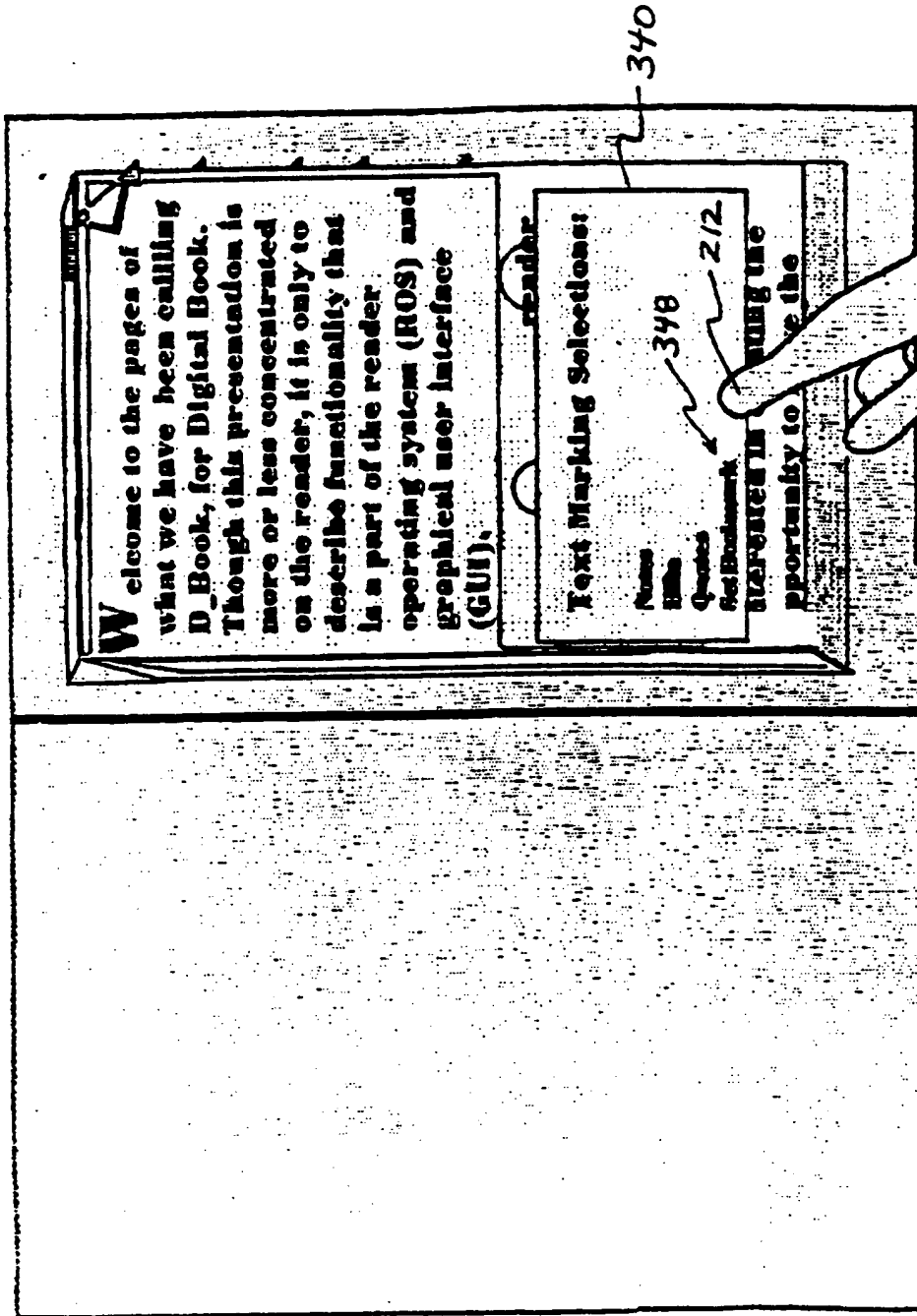


FIG. 22



F16.23

380




FIG. 24

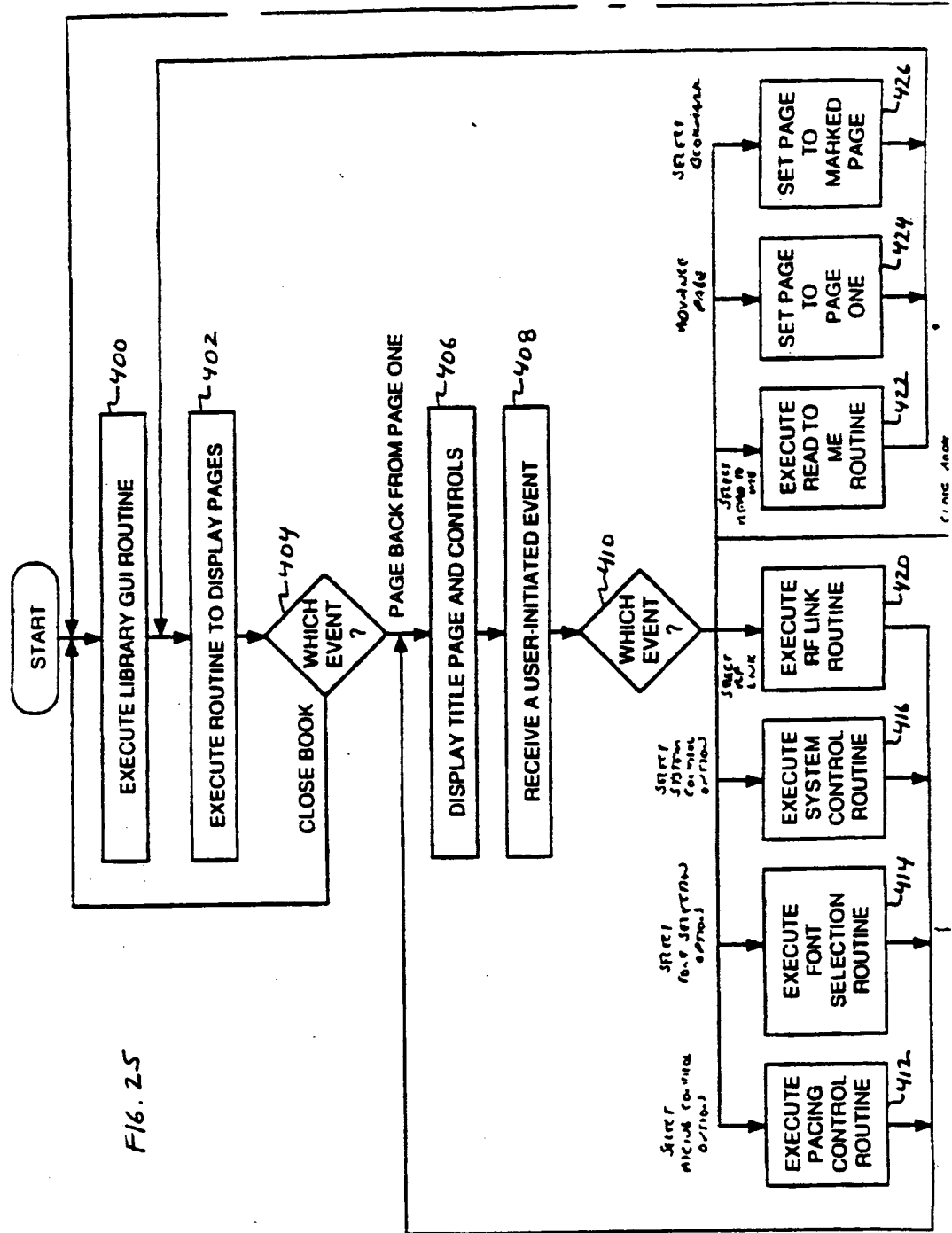


Fig. 25

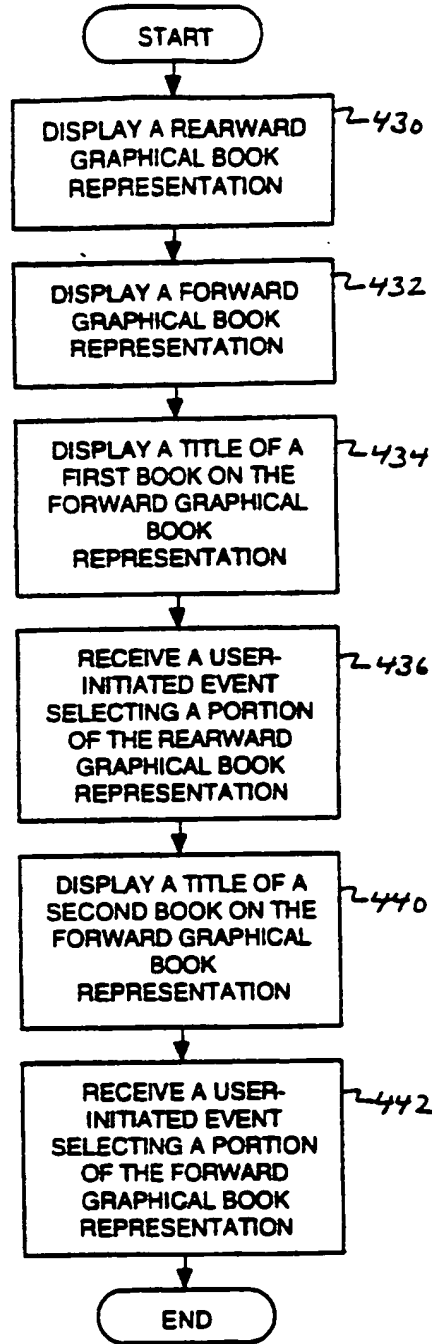


FIG. 26

24/35

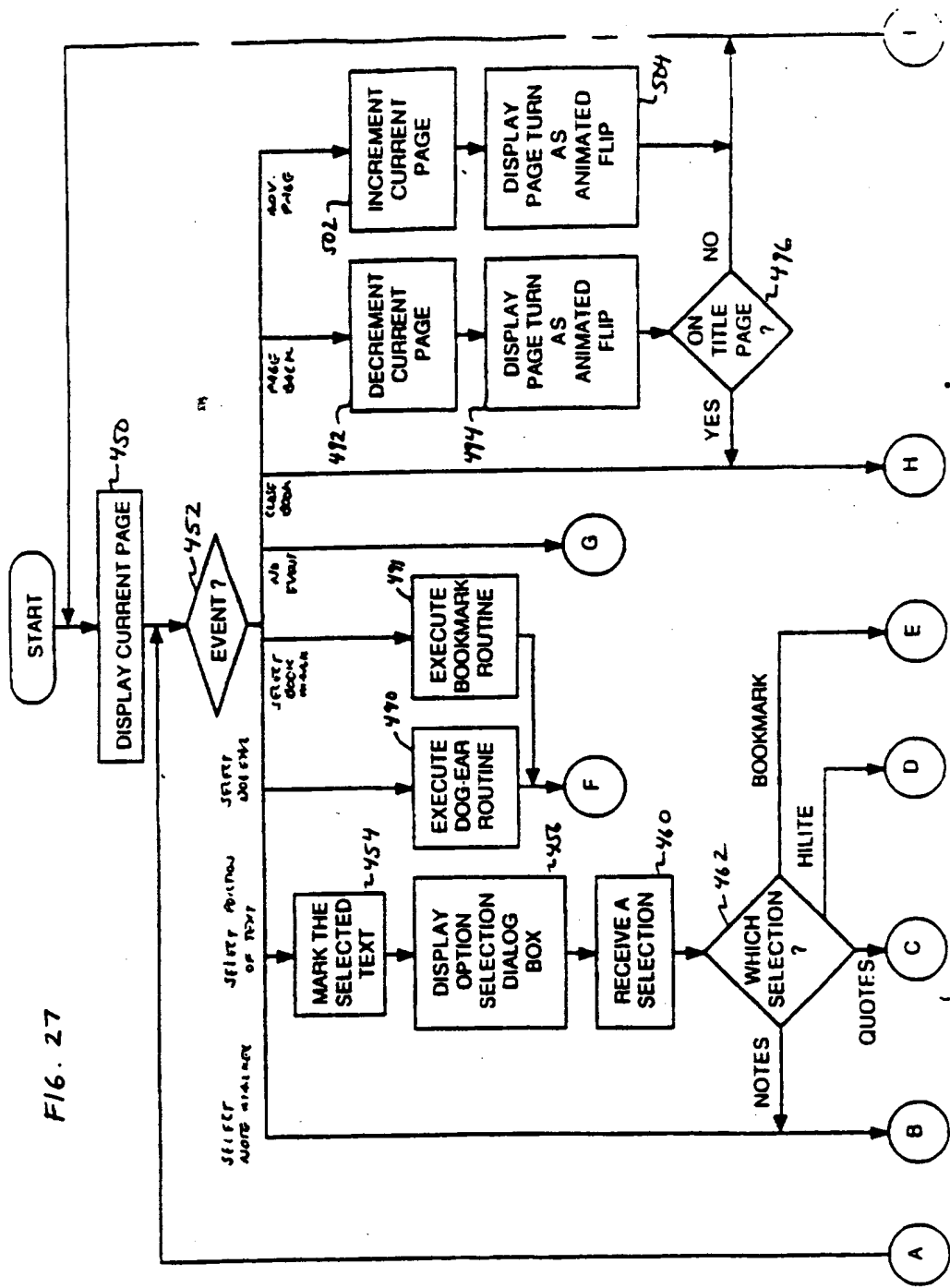


Fig. 27

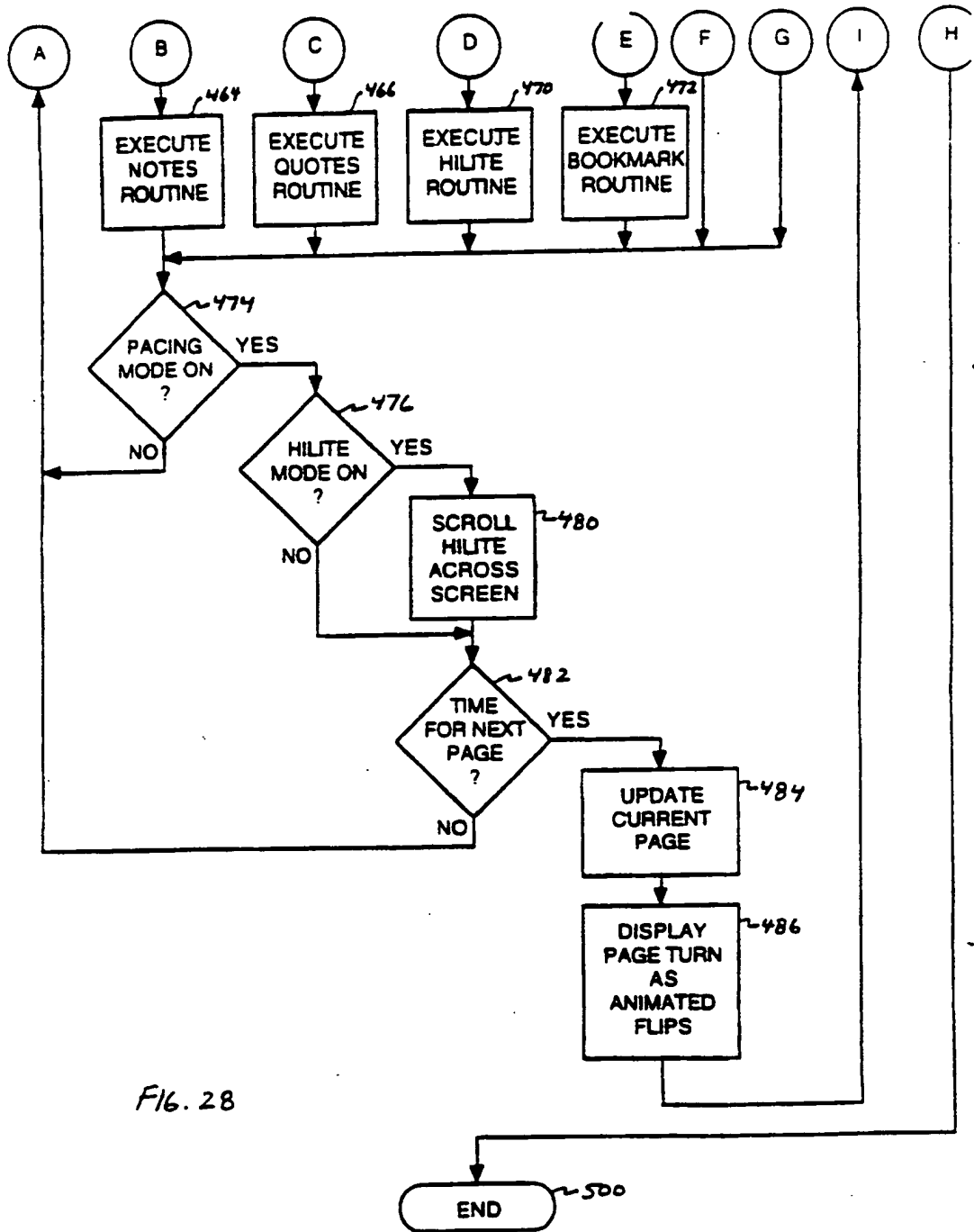


Fig. 28

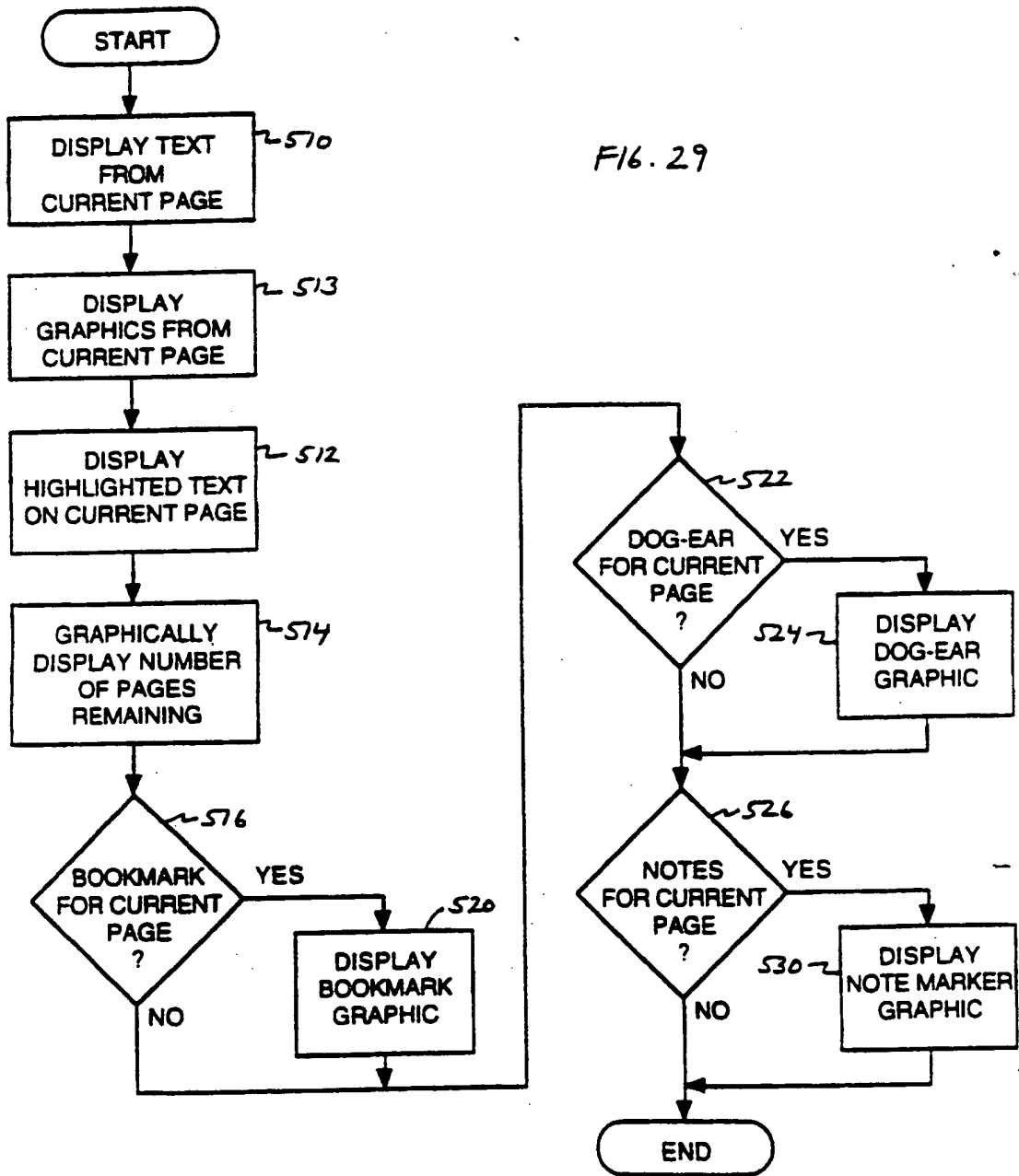
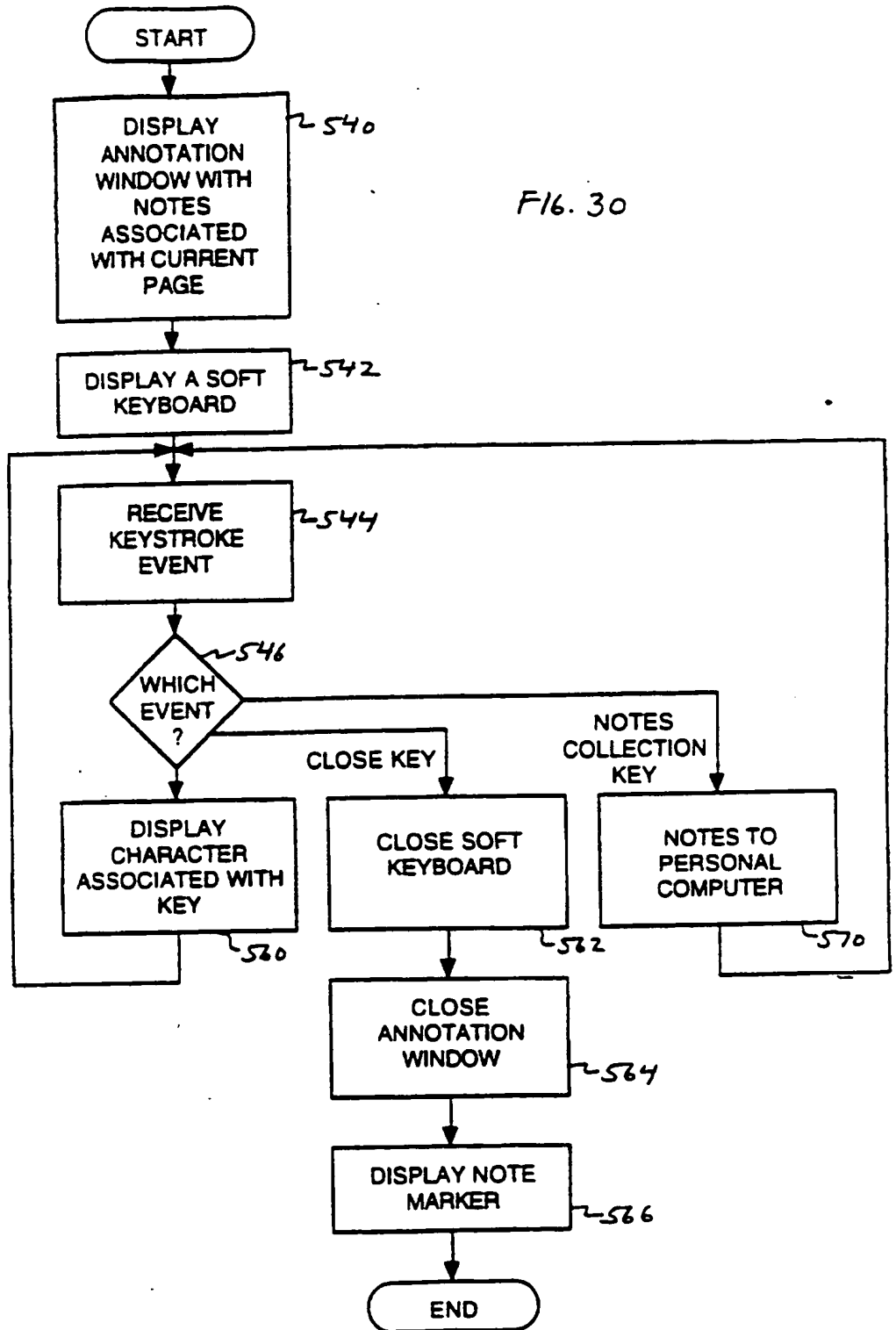


FIG. 30



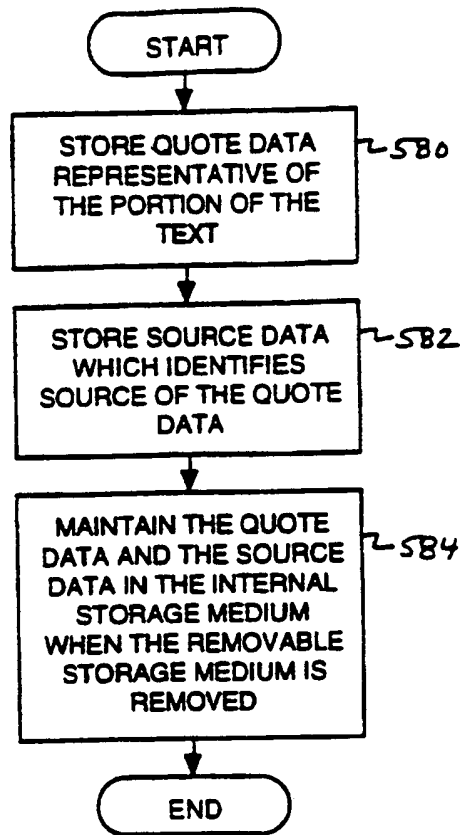
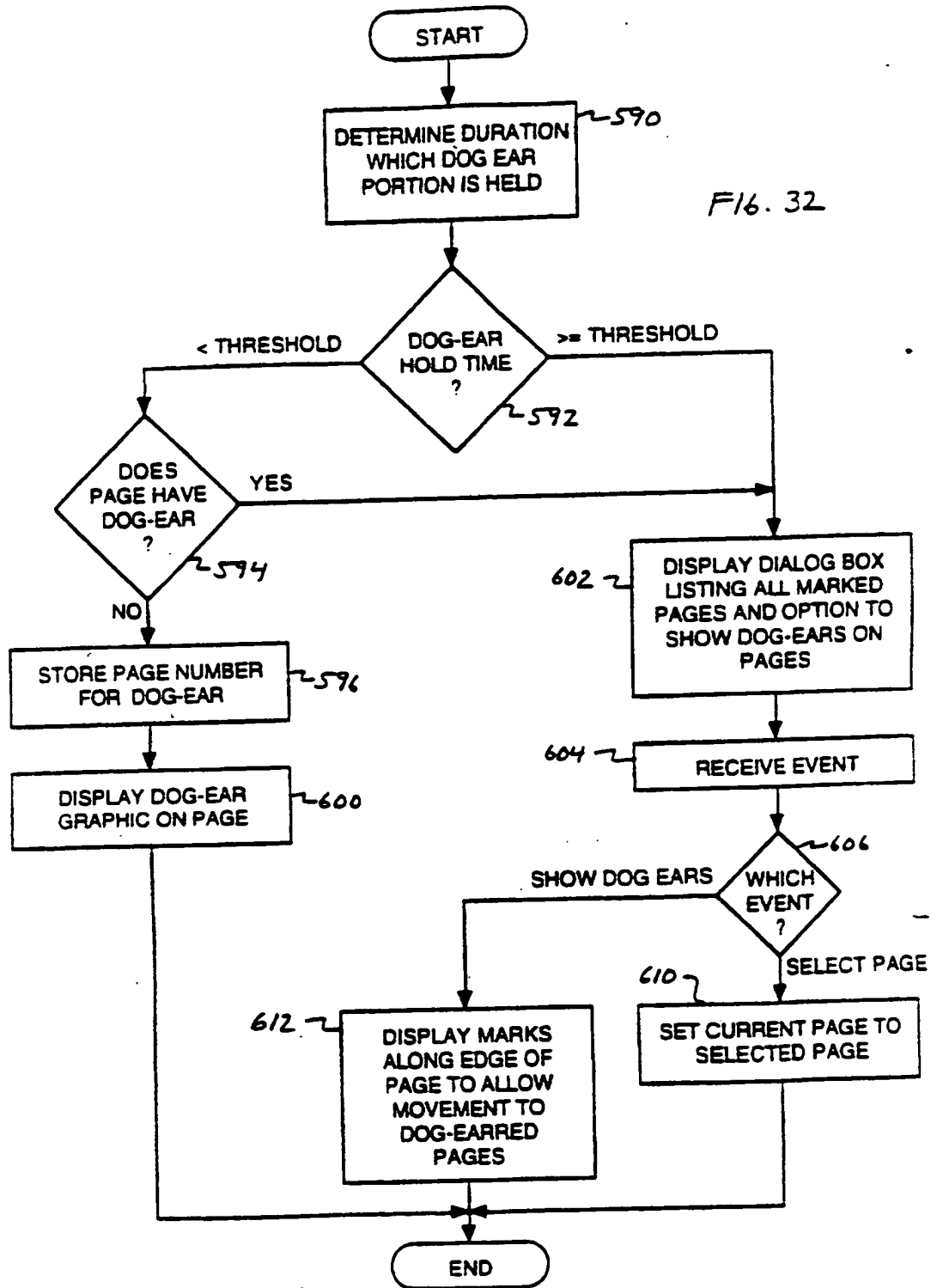


FIG. 31



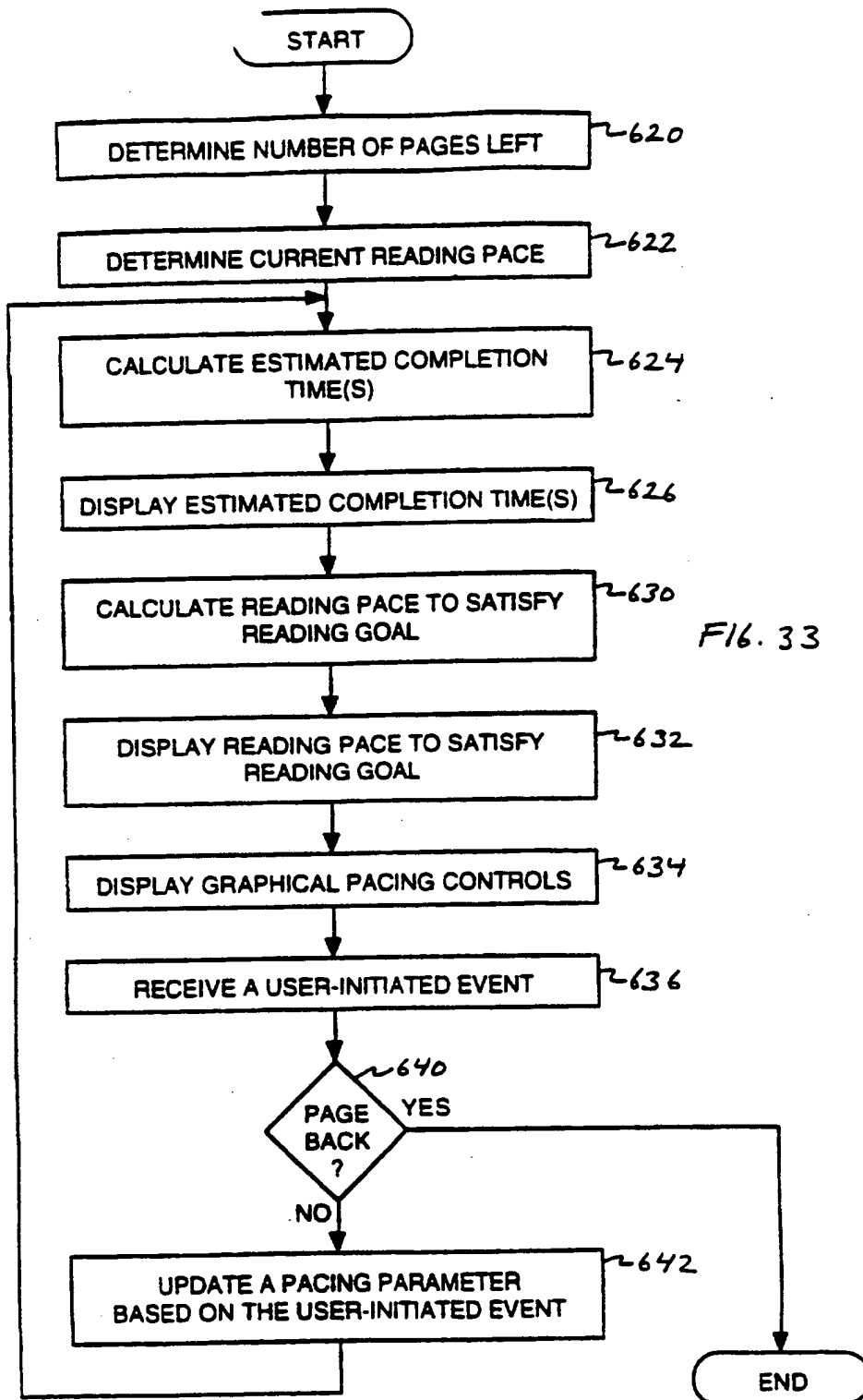
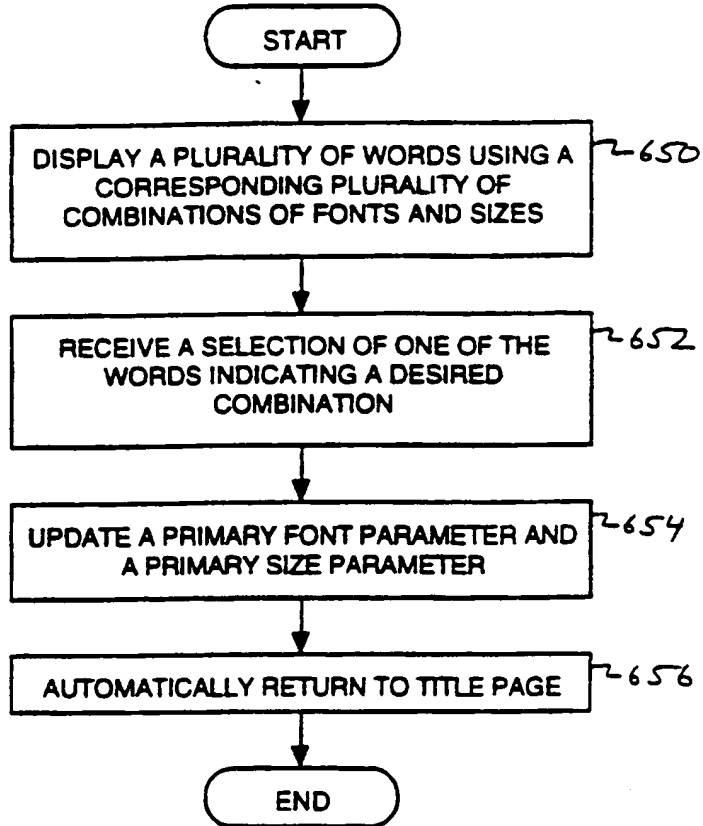
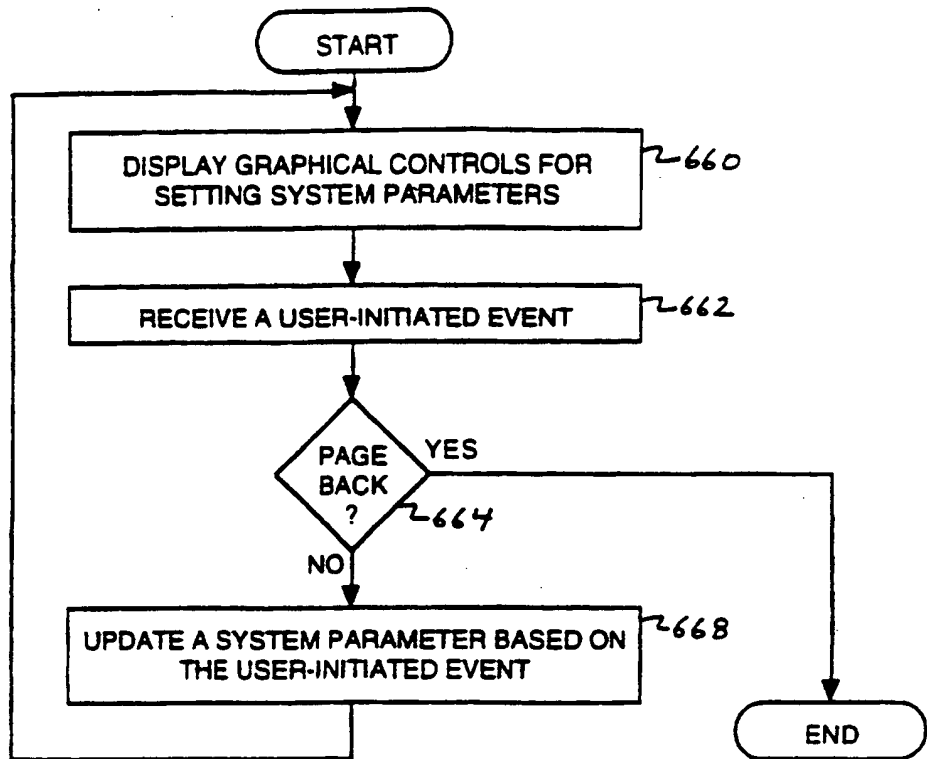


FIG. 33



F16. 34



F16. 35

INTERNATIONAL SEARCH REPORT

International application No.
PCT/US96/19609

A. CLASSIFICATION OF SUBJECT MATTER

IPC(6) : G09G 5/00, 5/22, 5/26; G09B 17/00, 5/00
US CL : 345/173, 143, 128, 901; 434/178, 317

According to International Patent Classification (IPC) or to both national classification and IPC

B. FIELDS SEARCHED

Minimum documentation searched (classification system followed by classification symbols)

U.S. : 345/173, 143, 128, 901; 434/178, 317

Documentation searched other than minimum documentation to the extent that such documents are included in the fields searched

Electronic data base consulted during the international search (name of data base and, where practicable, search terms used)

C. DOCUMENTS CONSIDERED TO BE RELEVANT

Category*	Citation of document, with indication, where appropriate, of the relevant passages	Relevant to claim No.
Y	US 5,475,399 A (BORSUK) 12 December 1995, col.3, lines 43-56.	1-10
Y	US 4,622,546 A (SFARTI et al) 11 November 1986, columns 1-3.	1-10
Y	US 5,475,398 A (YAMAZAKI et al) 12 December 1995, columns 3-4.	1-10

Further documents are listed in the continuation of Box C. See patent family annex.

* *A* *E* *L* *O* *P*	Special categories of cited documents: document defining the general state of the art which is not considered to be part of particular relevance earlier document published on or after the international filing date document which may throw doubts on priority claim(s) or which is cited to establish the publication date of another citation or other special reason (as specified) document referring to an oral disclosure, use, exhibition or other means document published prior to the international filing date but later than the priority date claimed	*T* *X* *Y* *Z*	later document published after the international filing date or priority date and not in conflict with the application but cited to understand the principle or theory underlying the invention document of particular relevance; the claimed invention cannot be considered novel or cannot be considered to involve an inventive step when the document is taken alone document of particular relevance; the claimed invention cannot be considered to involve an inventive step when the document is combined with one or more other such documents, such combination being obvious to a person skilled in the art document member of the same patent family
--------------------------------------	--	--------------------------	--

Date of the actual completion of the international search 18 MARCH 1997	Date of mailing of the international search report 14 APR 1997
--	---

Name and mailing address of the ISA/US Commissioner of Patents and Trademarks Box PCT Washington, D.C. 20231 Facsimile No. (703) 305-3230	Authorized officer <i>Kent Chang</i> KENT CHANG Telephone No. (703) 305-4824
---	---

This Page Blank (uspto)